

# Cobb Photographic Society



February 2024



January's Monthly Competition Theme: *General*

(Cover) Winner- Monochrome  
*Arbore Woman*  
Paul Shimek

(Above) Winner- Color  
*First Eruption*  
Paul Shimek



Winner- Novice  
*Sky and Water at the Spa*  
Joyce Harrison

- 4** Upcoming Activities and Events
- 7** Notes From Around Our Club
- 19** Member-2-Member Classifieds & Websites
- 22** Articles, Photo News, Tips & Tricks, & Featured Website

# Upcoming Activities and Events

## February 2024

**Mon, 29 Jan, 3 PM.** **Competition:** **Deadline for Digital Images, Theme: *People*.** Using the updated CPS entry form [here](#), email the entry form and competition photos to [cpsdigital2023@gmail.com](mailto:cpsdigital2023@gmail.com). **Club members only.**

**Mon, 5 Feb, 7 PM.** **Competition:** **Monthly Competition Evening, Theme: *People*.** Join us in-person at [Sewell Mill Library/Cultural Center](#) or via Zoom [here](#). After the meeting, we'll head out for social time and food at a nearby establishment. **All are welcome.**



**Sat, 10 Feb, 10 AM CST (depart Sewell Mill Library at 8:30 AM EST).** **Field Trip:** ***Sloss Furnaces National Historic Landmark* and *Barber Vintage Motorsports Museum*.** Join **Rick Olson** as we travel to Alabama and visit the *Sloss Furnaces* and (optional) *Barber Motorsports Museum* in Birmingham. RSVP/Sign up [here](#). Photos by **Rick Olson**. **Club members only.**

**Mon, 19 Feb, 7 PM.** **Continuing Education:** **Presentation Evening.** Join our evening's Zoom-only educational presentation [here](#). **All are welcome.**

**Tue, 20 Feb, 7 PM.** **New Members:** **CPS Welcome/New Member Zoom Orientation.** **Dee Dee Bonesteel**, our club's Secretary and Welcome Chair, welcomes our newest members to learn about our club resources and review the process of competing in our monthly competitions. Q&A time is included. The Zoom meeting URL for the attending new member is [here](#). Dee Dee will also remind new members of the Zoom session by email. **New members only.**



**Sat, 24 Feb, 8 PM. Learning Workshop/Field Trip- Light Painting Basics: Ambient Lighting and Portals.** Note: Due to extreme cold weather, the 20 Jan workshop was cancelled and combined with this session's outdoor workshop.

Join us near Marietta Square area as we test out our new light wands and concentrate on the techniques used in the second and third photos (above): portals and ambient lighting in a lit environment. Websites and videos providing an overview of light wand photography and training resources will be emailed to all members signed up for the overall program. Photos by **Eric Pare, Pedro Bomfin, and LAPP-PRO**. RSVP/Sign up [here](#). **Club members only.**

**Mon, 26 Feb, 7 PM. Learning Workshop/Zoom Session: Light Painting Basics: Editing, Creating Photo Plates and Composite Basics** editing Zoom session. Sample files for practice will be sent to all registered club members. RSVP/Sign up here. **Club members only.**

**Mon, 26 Feb, 3 PM. Competition: Deadline for Digital Images, Theme: Negative Space.** Using the updated CPS entry form [here](#), email the form and photos to [cpsdigital2023@gmail.com](mailto:cpsdigital2023@gmail.com). Note: The March competition format is **Prints-only** with no concurrent Zoom session; in-person attendance only. **Club members only.**

**Mon, 4 Mar, 7 PM. Competition: Monthly Competition Evening, Theme: Negative Space Prints-only.** Join us in-person at [Sewell Mill Library/Cultural Center](#) (no Zoom during Prints-only competition evenings). After the meeting, we'll head out for social time and food at a nearby establishment. **All are welcome.**

## Future Activities and Events

**March. Learning Workshop/Field Trip- Light Painting Basics: Portraits in Silhouette: Onsite workshop. Club Members only.**

**March: Learning Workshop/Zoom session or classroom- Light Painting Basics: Composite Intermediates and Blending. Club members only.**

**Sat, Mar 23.** Field Trip. **Wildflowers at the monadnock mountains** (Stone, Arabia and Panola, all east of Atlanta). Exact location(s) TBA, with area expert, **Larry Winslett**. **Club members only.**

**24 Apr through 28 April.** Extended Field Trip. **Central Florida Wetlands.** Our club's Field Trip chair, **Rick Olson** is finalizing plans for us to visit several wildlife/birding locations during our extended field trip to Florida. Details coming soon. **Club members only.**

**April/May.** Learning Workshop/Field Trip- Capstone: Light Painting: **Bringing it all together with a model and skyline:** Onsite workshop. **Club members only.**

**April/May.** Learning Workshop- Capstone: Light Painting: Post-Editing/Compositing- Zoom or in-person. **Club members only.**

**May.** Exhibition: **Club members exhibit at the Art Place. All are welcome.**

**Spring.** Potluck Lunch/Social with Learning Workshop: **Club members and family only.**

**Summer.** Learning Workshop. **TBA**

**Fall.** Learning Workshop. **TBA.**

**~Fall. TBA:** Competition/Social: **North GA Camera Club Council (NG3C) Shootout.** **Club members only.**

**October.** Exhibition: **Club members exhibit at Sewell Mill Library. All are welcome.**

**December.** Social: **Annual Awards Dinner and Social.**

# Notes from Around Our Club

## Competition Evening: General Theme- Janet Newton.



Janet's contribution to promoting photography in the Atlanta area speaks well of her honest and helpful comments when judging photographers throughout the Atlanta metro. This evening we heard of two or her favorite photo tweaks. As a result, in my mind, Janet will always be known as: *Janet Newton C<sup>2</sup>*: (**C**ropping and **C**ontrast).



Photo by  
**Phyllis  
Westland**

## Presentation Evening: VISION- Kevin Holliday.



An accomplished photographer, Kevin's photographic work reflects the tremendous impact of graphic design on his breath-taking photographs. A thought-out "look", scouting the location, consistent photographic techniques, and meticulous editing yield an excellent photograph as well as a photograph that fits into a "family" of like images.

You can view **Kevin's** video presentation [here](#).

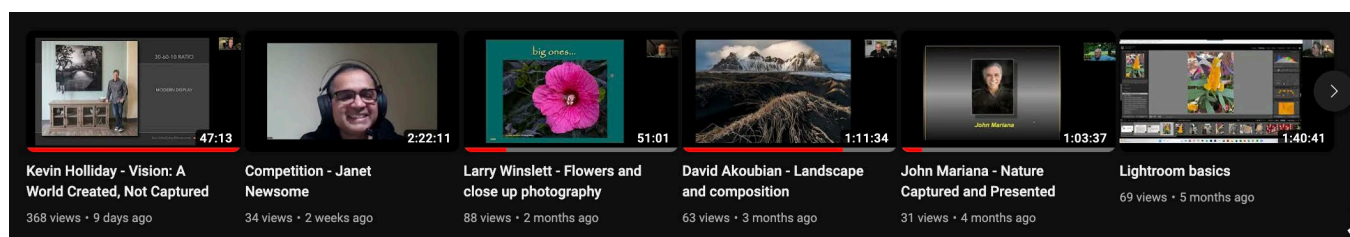


They Say It's Your

*Birthday!*

- Sara White, 2 February
- Michael Birnbaum, 10 February
- Jeff Westland, 11 February
- Jason Silverston, 11 February
- Chris Lydle, 18 February
- Bruce Lepard, 18 February
- Dee Dee Bonesteel, 24 February
- Karen Kaderlik, 25 February

## Monthly CPS YouTube Presentations.




You can review our club's presentation videos from the last 3+ years [here](#).

## 2024 Competition Standings- Overall and Division.

Overall:	<b>Paul Shimek</b>
Novice Division:	<b>Joyce Harrison</b>
Standard Division: Monochrome:	<b>Paul Shimek</b>
Standard Division: Color:	<b>Paul Shimek</b>

## Club Member Featured at *Arts Alpharetta* Exhibition.

**Jeff Whittingham** entered three pieces of photographic art in the multimedia, juried *Arts Alpharetta* exhibition that opened at the end of January. Good luck, Jeff! (Editor: photos cropped)



## Welcome Our Newest Member, David Fine.



**David Fine** almost joined us late last year but opted to wait until after the holidays.

Says David, “I grew up on the northeast side of Atlanta (DeKalb County) and began shooting photographs at age 12 and never stopped!

After graduating from The University of Georgia, I attended Brooks Institute of Photography, opening my company *Fine Imaging* in the early 90’s shooting primarily commercial/corporate work.

Like most photographers, I began working in the darkroom, shooting film in all formats 35mm to 8 x 10 and then transitioned to the world of digital photography as the technology advanced and persisted. Today, my photography career continues through my work at the Federal Reserve Bank of Atlanta as a Creative Manager and also through *Fine Imaging*.

My wife Andrea and I live near Lassiter High School and we have two children. Our son shares my love of image making and currently works in customer service for the Georgia Aquarium and my daughter is finishing her final semester at UGA Law.

As often as I can, I seek out my favorite subjects “things that rust, splinter and roll.” I look forward to sharing, learning, and practicing the creative and technical aspects of making imagery.

Thanks again - look forward to meeting everyone!”

## Uplifting Facebook postings by Jeff Westland.

Jeff Westland  
3d · 🌐

Old things are better than new things, because they've got stories in them  
Kami Garcia




**Jeff** and his wife **Phyllis** are one of the most involved couples supporting our club. They both contribute their time and talent for workshops and Jeff is the official scorekeeper for our cumulative competition points.

Jeff, **Chandler Bridges**, and **Rick Olson** capture photos of our competition judge and room shot that you see every month, around page seven, in this magazine.

## Club Members Featured at MCMA Exhibition.

**Margaret Waage, Becca McCoy, David Batley, and Lori Mitchum** (pictured clockwise) entered their work at *Marietta Cobb Museum of Art's (MCMA)* juried exhibition. Open until March 17<sup>th</sup>, stop by to view their work as well as other talented Georgia photographers. General exhibit information [here](#).



## CPS 2024 Monthly Competition Schedule.

Monday Deadline for Digital Submission	Monday Competition Evening	Competition Theme
<b>2024</b>		
January 1	January 8 **	General – Vintage (no theme or 2-year limit)
January 29	February 5	People
February 26	March 4	Negative Space <b>Prints-only</b>
March 25	April 1	Symmetry
April 29	May 6	Nature
May 27	June 3	Smoke / Fog / Mist <b>Prints-only</b>
July 1	July 8 *	Roadways / Paths
July 29	August 5	Frame within a Frame
September 2	September 9 *	Backlight <b>Prints-only</b>
September 30	October 7	Solitude
October 28	November 4	High Speed
November 25	Xmas Party	Winning 2024 photos compete for a wild card chance for <i>Best Photo of the Year</i> .

Our Competition Chair, **Laura Prescott**, developed a document with definitions and example pictures to help you get going. View the document [here](#).

\* and \*\* July and September Competition evenings and image submission dates are always pushed back a week due to the 4<sup>th</sup> of July and Labor Day holidays as well as this year's New Year (first Monday) meeting date. Our presentation evenings are always on the third Monday every month of the year.

**Prints-only** competition evenings are in-person only; no simultaneous Zoom session.

## Local Printing/Mounting Services for **Prints-only** Club Competitions.

### Gill Reprographics.



I've used *Gill Reprographics* for over four years and found them to be professional and timely in printing (two weekdays) and, if desired, mounting prints (for the print competitions you need to have a white border but don't need to mount the prints). See our club printing rules [here](#) (paragraph 2.c.3).

I recommend calling **Chyna Minnis** (404) 252-7775, the first time you order online prints to ensure all is OK. You pick up the prints from their Sandy Springs location (near the perimeter Costco and I-285). When you upload your .jpg, .tif, or .pdf files to the [Gill Reprographics](#) website, choose the local branch, **GRI-Atlanta**.

**Cost:** \$10 (printed, unmounted) and \$22 (printed and mounted) for 8x10, 11x14, and 16x20 (same price for all sizes).

**Contact information:** **Chyna Minnis**, [5825 Glenridge Drive, Suite 106, Atlanta, GA 30328](#) (near Perimeter Costco and Glenridge Dr/Hammond Dr), (404) 252-7775.

### Digital Arts Studio.



Highly recommended by club member, **Carolyn Hollingsworth**, an accomplished club monochrome photographer and Photoshop user.

I recommend calling **Barry Glustoff** at (404) 352-9779, the first time you order online. While the studio is fine art quality, factor in that **the printing lag is longer than you may expect**. Exceptional, professional efforts usually have a longer lead time. See our club printing rules [here](#) (paragraph 2.c.3). You can visit the website [here](#).

### Club member **Becca McCoy** Marries **Justin Groom**.



We just received the good news that **Becca McCoy** and **Justin Groom** married last month.

Becca is featured a couple of pages earlier for exhibiting her artwork at the MCMA Exhibition, right off Marietta square.

We wish the couple and their business, [Leafmore Studios](#), continued success!

(Website photo)

## Unsure What a 2024 Monthly Competition Theme Means?

**Laura Prescott**, our club Competition Chair, prepared a document with sample images and links/text to further explain each month's 2024 theme.

Take advantage of this resource by clicking [here](#).

### Cobb Photographic Society Competition Theme Definitions/Explanations

Competition Date: **November 4, 2024**

Image Submission Deadline: **October 28**

Theme: **High Speed / Motion**

*Below is a definition of this theme with some examples:*

Photographs convey a sense of movement. Explore techniques to shoot at slower shutter speeds and introduce blur or freezing action at high shutter speeds. Examples are action sports, moving vehicles, and moving objects.

<https://blog.depositphotos.com/the-basics-of-motion-photography.html>




**Field Trip: Sandhill Cranes.** Ümit Yüksel led our field trip to Wheeler National Wildlife Refuge in Alabama. View the photos online here: [Wheeler Sandhill Cranes](#).






# Novice Competition Winners



Second Place  
*Blue Mosque*  
Joy Rogers




Third Place  
*Tree in Fall*  
Lori Mitchum



Honorable Mention  
*Bubbly Enjoyment in Old Town Prague*  
Joyce Harrison

Honorable Mention  
*Reflections of Yesterday*  
Lori Mitchum



# Standard- Color Competition Winners




Second Place  
*Iguazu Falls*  
Paul Shimek



Third Place  
*I am Watching You*  
Phyllis Westland



Honorable Mention  
*Letting Go*  
Pat Fahey



Honorable Mention  
*Sawblade*  
Melissa Moody



Honorable Mention  
*Scufflee*  
Charlie Stannard

# Standard- Monochrome Competition Winners



Second Place  
*Trio*  
Phyllis Westland




Third Place  
*Lonely Beachs*  
Jeff Westland



Honorable Mention  
*Long Way Down*  
Ben Moravits



Honorable Mention  
*I've Got This*  
Charlie Stannard



Honorable Mention  
*Giraffe 3D*  
Michael Birnbaum

## Member-2-Member's Classifieds and Websites

Email [faheyatlanta@gmail.com](mailto:faheyatlanta@gmail.com) if you have photographic items for sale or events that you or your business would like to advertise in our next magazine. Advertising your business website is OK as well.

### Upcoming Photo Class with Mark Chandler.



**Mark Chandler**, a widely recognized club photographer and instructor, has a new class beginning in February with the city of Smyrna.

Says Mark, "I am teaching a *Photography Basics* class beginning **Thursday, February 8th** from 6:30 pm-8 pm. The class will go on for four weeks and will be held at the Smyrna Community Center in downtown Smyrna.

For information and to register, see [website](#)."

### Upcoming Photo Class and Mentoring with David Batley.




**David Batley**, an accomplished club photographer and long-time instructor, asked to pass on the following:

"I will be teaching some fun, "hands-on" workshops on Saturdays at Smith-Gilbert Gardens in Kennesaw. All levels of experience are welcome, whether just beginning or needing a refresher. The gardens are a great place to explore with your camera and learn as you go.

Monthly workshops begin **Saturday, March 2**, 11:00 am to 1:30 pm. Cost is \$35. Contact me for registration: 404-314-6359 or [dbphotodesign@comcast.net](mailto:dbphotodesign@comcast.net).

I also teach private tutoring sessions: "What Button Do I Push Now?" The session is usually 2 to 2 1/2 hours and is tailored to meet your specific needs. Contact me to arrange: 404-314-6359 or [dbphotodesign@comcast.net](mailto:dbphotodesign@comcast.net)".

### Free Kelby Book: *Light It, Shoot It, Retouch It*.



**Pat Fahey**, a club member, offers Scott Kelby's first edition, *Light It, Shoot It, Retouch It*. A visual step-by-step guide; excellent resource.

Be the quickest to email: [faheyatlanta@gmail.com](mailto:faheyatlanta@gmail.com) for the book.

I'll bring the book to our Mon, 5 Feb *Competition Evening*.


## Studio Equipment for Sale.

**Chris Lydle**, a club member, announces: "I can't set up and make proper use of my photo gear anymore, so I'd like to sell some of my gear. Used but not abused.

The first thing is a professional lighting and background setup that's pretty portable. Here's what's included: A Paul C Buff DigiBee 400 studio strobe. Its AC powered, very fast to recycle, with a strong modeling light. Here's a link to their web site [here](#). There's a Norman 24x32" collapsible soft box with a carrying sleeve. These go for \$230 at B&H, which quite frankly seems kind of high - but they're good. The DigiBee costs \$299 new and this one is nearly new.

There's a wireless flash trigger (as well as a long PC cord) the trigger was \$99 and works great but the rubber housing is kind of gummy. And a double-sided pop-up background, 6' x 7'. Fold up and slip in a carry case. Promaster brand, \$159 when new. It can be propped against a wall or hung from a stand. Also, a no-name flash umbrella and a light stand.

All told, about \$800+ and I'm selling it for \$400. Email: [chrislydlepc@gmail.com](mailto:chrislydlepc@gmail.com)."




## Judge's Featured Website: Janet Newton.



The breath of Janet's forays into photography runs the gamut and reflects a person comfortable with taking on any challenge. Visiting her FB page, I noticed she had several photos (*Inner Wisdom*, above right photo) in several local "fence exhibits." Her work reflects her enthusiasm for our craft.

You can view Janet's photography [here](#). Photos are Janet's work.

## Presenter's Featured Website: Kevin Holliday.



Kevin's website (edited for length): "Kevin Holliday is an internationally recognized fine art black and white photographer residing in metropolitan Atlanta and, among other awards, named the *Professional Photographers of South Carolina 'Photographer of the Year'* in 2017.

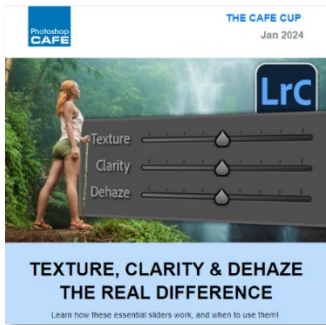
His work has a primary focus on architecture, landscape, and long-exposure minimalism, where it is noted for its attention to simple elements, leading lines, and negative space. Kevin attributes this attention to his background in graphic design, an artform that is built from a blank slate, based completely on VISION."

You can view Kevin's photography [here](#). Photos are Kevin's work.

## Articles, Photo News, Tips & Tricks, & Featured Website

What's with the next two articles? I'm introducing you to two experienced Adobe photo editing program instructors who can "up your game".

### Colin Smith, Longtime Adobe Programs Instructor.




If you would like to learn the newest- as well as the time-tested features- of the Adobe photo editing programs: Lightroom Classic (LrC), Lightroom (Lr), Adobe Camera Raw (ACR), and Photoshop (Ps), look no further than **Colin Smith's** website, [PhotoshopCAFE](#) (click on *Free Tutorials*). Colin has an easy-going teaching manner and offers free, online tutorials as the newest updates to LrC, LR, ACR, and Ps hit the streets.

Usually, Colin offers written step-by-step instructions as well as a video for free. Colin will usually offer a paid version of the subject that goes into much more depth.

In this online and written tutorial, *Texture, Clarity and Dehaze in Lightroom + ACR Explained* by Colin, he explains how texture, clarity, dehaze, and sharpening affect your image and how to best use each tool. Access the tutorial page [here](#).

Colin is an interesting and talented Scotsman with a professional history that parallels the rollout of Photoshop and the next "photo editing transformation" decades. A fun read of our industry's editing/creating history [here](#).

### Matt Kloskowski, Adobe Programs Instructor and Nature Photographer.



Some of you may remember that Matt worked with Scott Kelby and Dave Cross in the early days of Kelby Training.

Matt Kloskowski moved on to form his own company and offers short, free online training to the newest Adobe photo editing program updates. Of course, he offers longer, in-depth, online, paid training. That's how Matt, Colin Smith, and the many other instructors/photographers earn a living while doing what they love to do.

Matt specialized in landscape photography in the early years of his career but has now moved to wildlife photography. Enjoy Matt's latest training video, *Adding Texture, Light, and Sky Enhancements*, [here](#).

## Deep Sky Photography On a Cold January Evening.

Rick Olson and others braved a cold January evening/night to photograph a portion of our night sky. Rick's narrative follows his photo below:



“With my *Move Shoot Move* sky tracker, I took dozens of 30 second exposures and a bunch of dark slides (for post-editing work). I edited the multiple exposures using *Sequator* and *Lightroom*. This image is cropped about 50% in post-editing.

What's shown, starting at the upper left of image:

You see two bright stars showing long-exposure spikes. The lower one is the left-most star in the belt of the Orion constellation, ***Alnitak***, and just to its left is the ***Flame Nebula***. Down a bit and to the right, barely visible, is the dark ***Horsehead Nebula***. To the other side of the frame, lower right, are (at least) three nebulae: the biggest is the ***Orion Nebula***, and the bright spot to its left, so close you might think it's part of the same thing, is ***De Mairan's Nebula***. Just a bit further left is the ***Running Man Nebula***.”

With a nod to **Ümit Yüksel's** successful deep sky work, Rick continues, “Using a much more robust tracker, Umit can do true "deep sky" imaging. Umit's put together some stunners of various nebulae, star clusters, and galaxies.”

# Ask Tim Grey eNewsletter

January 4, 2024

Providing Answers to Photographers for Over 21 Years!

Subscribe [here](#).



**With a subject that includes horizontal and vertical lines, such as a building, how important is it to get the final image to have lines that are perfectly horizontal and vertical, versus being a little askew due to perspective issues?**

### Tim's Quick Answer:

While accurate alignment in a photo can be important, I don't think it is always necessary to completely correct perspective issues for all images. In some cases, having lines that are not aligned perfectly can actually add to the impact of a photo.

### More Detail (Editor: edited to reduce length)

One of my biggest pet peeves when it comes to evaluating a photo is seeing blemishes or other distractions in the photo. In some cases that distraction takes the form of improper alignment, such as when a horizon is crooked. A more extreme example of a lack of proper alignment is when straight lines within the image don't appear straight, and perhaps aren't perfectly horizontal or vertical.

I think the most important consideration when it comes to correcting for perspective and alignment issues in a photo is what looks right or most pleasing for an individual photo. I rarely correct an image so that all lines are perfectly horizontal or vertical, though in some cases I most certainly do.

To provide a very general guideline, if you have a photo where the key (or solitary) subject clearly stands out in the frame and looks like it should have perfect alignment, then it probably makes sense to ensure that all lines are perfectly horizontal or vertical.

For photos that have a relatively wide angle of view, and especially when the perspective effect makes the image more interesting, I might apply some slight corrections such as to ensure that the lines of a key subject in the center of the frame are perfectly vertical. But I most certainly won't correct all images to remove all distortion or to ensure that all lines are perfectly horizontal or vertical.

## Bonus Featured Website: Matt Kloskowski's Best Photos of 2023.



In the previous article on Matt's instructor offerings, I mentioned he's a pretty good nature photographer as well.


Visit the links here:

- [Best of 2023](#)
- [Matt's 2021 Favorites](#)
- Other folder worth viewing: [Landscapes](#)

## Featured Website: PhotoPills' Best Photos of 2023.

I look forward to seeing the innovative and interesting ways photographers capture our sky and landscapes in the annual photo contest. Whether the images are composites or true one-shot photos, I don't know; I just enjoy the photos.

Enjoy PhotoPills' *Best Photos of 2023* slide show starting at :59 [here](#).



Top to bottom: (no titles on website; I named the photos)

**Phillippe Roques, *Crescent Moon***

**Ramandeep Singh, *Shining Rails***

**Aita Pla Bengochea, *Crashing Surf***



Did you enjoy our club's monthly magazine?

Our club is a great community to expand your photo skills and make new friendships with other photographers.

Come join us!



<http://www.cobbphotosociety.com/membership>

50 YEARS

1974 - 2024

CPS editors: Pat Fahey and Margaret Waage