

# Cobb Photographic Society



July 2024



June's Monthly Competition Theme: *Smoke/Fog/Mist*

(Cover) Winner- Monochrome  
*Burning Off*  
Ben Moravitz

(Above) Winner- Color  
*Emerging*  
Jeff Wittingham



Winner- Novice  
*Sizzle Smoke Dance*  
Joyce Harrison


- 4 Upcoming Activities and Events**
- 7 Notes From Around Our Club**
- 18 Member-2-Member Classifieds & Websites**
- 21 Articles, Photo News, Tips & Tricks, & Featured Website**

# Upcoming Activities and Events

July 2024

**Mon, 1 Jul, 3 PM. Competition. Deadline for Digital Images, Theme: Roadways/Paths.** Using the updated CPS entry form [here](#), email the form and photos to [cpsdigital2023@gmail.com](mailto:cpsdigital2023@gmail.com). **Club members only.**

**Mon, 8 Jul, 7 PM. Competition. Monthly Competition Evening, Theme: Roadways/Paths.** Join us in-person at [Sewell Mill Library/Cultural Center](#) or via Zoom [here](#) for our competition. After the meeting, we'll head out for social time. **All are welcome.**



**Sat, 13 Jul, 9 AM. Field Trip. Chattahoochee Nature Center (CNC): Butterflies.**

Join our field trip leader, **Rick Olson**, for a morning of photographing butterflies. Besides the butterfly tent, the CNC features reptiles and raptor displays, hiking trails, a footbridge to river views only available through CNC, and more. The plan is to explore and enjoy the whole facility during the morning, and then, for those interested, head to lunch. **\*\* Please purchase your tickets online for 9 AM \*\*** (you'll receive a printable email ticket with a QR code). For more CNC information and address, visit their website [here](#). RSVP/sign up for the field trip [here](#). **Club members and guests welcome.**

Photos by **Judy Ghormley, Rick Olson, and Charlie Stannard.**

**Mon, 15 Jul, 7 PM. Continuing Education. Presentation Evening.** Join our evening's Zoom-only educational presentation [here](#). **All are welcome.**

**Tue, 16 Jul, 7 PM. New Members. CPS Welcome/New Member Zoom Orientation.** **Dee Dee Bonesteel**, our club's Welcome Chair, welcomes our newest members to

learn about our club resources and review the process of competing in our monthly competitions. Q&A time is included. The Zoom meeting URL will be emailed to all new members a couple of days before the Zoom session. **New members only.**

**Mon, 29 Jul, 3 PM. Competition. Deadline for Digital Images, Theme: *Frame Within a Frame*.** Using the updated CPS entry form [here](#), email the form and photos to [cpsdigital2023@gmail.com](mailto:cpsdigital2023@gmail.com). **Club members only.**

## Future Activities and Events

**Mon, 5 Aug, 7 PM. Competition. Monthly Competition Evening, Theme: *Frame Within a Frame*.** Join us in-person at [Sewell Mill Library/Cultural Center](#) or via Zoom [here](#) for our\_monthly\_competition. After the meeting, we'll head out for social time. **All are welcome.**

**August. Social. Weekend Lunch.** More information in July. **All are welcome.**

**Sat, 31 Aug, 10 AM. Learning Workshop. Macro Photography 1:1 to 2:1.** Join our Learning Workshop chair, **Ümit Yüksel**, for a presentation and hands-on workshop at Switzer Library (near Marietta Square) to photograph tiny things life-size and larger. For more information and RSVP/sign up click [here](#). **Club members only.**

**Late Summer. Mentoring. Afternoon at either Marietta Square area or Swift-Cantrell Park.** RSVP/Sign up info in June. **Club members only.**

**Late Summer. Learning Workshop/Field Trip. Light Painting.** TBA. **Club members only.**

**Fall. Learning Workshop. Capstone session: Light Painting.** **Club members only.**

**Fall. Learning Workshop. Quarterly Learning Workshop.** **Club members only.**

**October. Exhibit. Club members exhibit at Sewell Mill Library.** **All are welcome.**

**Sat, 9 Nov. Inter-Club Competition. North GA Camera Club Council (NG3C) Shootout** at Barry College. More information soon. **Club members only.**

**December. Social. Annual Social, Dinner, and 2024 Award Presentations.** **Club members, invited guests, and family members.**

# Notes from Around Our Club

## Competition Evening- *Smoke, Fog, and Mist.*



Serving as judge during our **Prints-Only** competition, **Eric Bowles** stressed the composition basics and watch for bright areas in your photograph that take away from your subject. Photo by **Jeff Westland**.



## Presentation Evening- *15 Tips for Successful Photos or "Be an Artist".*



**John Pedersen**, an Oregonian and a club-favorite's long distance presenter, covered recommendations to make our critical eye work a bit better as well as composing tips. As John says in his first presentation tip, "Slow down".

You can view John's video presentation [here](#). Photo by **John**.



They Say It's Your...

*Birthday!*

- Diane Norton, 2 July
- David Fine, 11 July
- Hylos Barrett, 18 July
- CJ Andretta, 19 July
- Kerry Maxwell, 19 July
- Amanda Jackson, 20 July
- Jeff Estes, 24 July
- Andreas Wierschen, 31 July

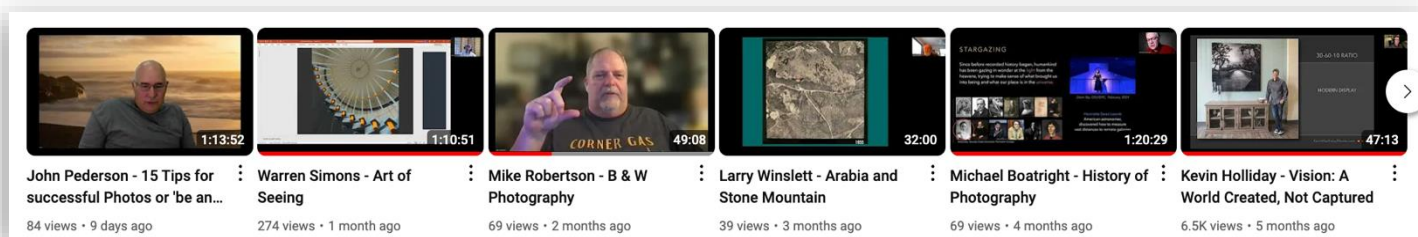
Last month we missed posting **Patrick Olmstead's** June 22<sup>nd</sup> birthday.

Our newest member, **Marc Moskowitz**, who joined a couple of weeks ago, celebrated his June 30<sup>th</sup> birthday. See Marc's bio on the next page.

## 2024 Competition Standings- Overall and Division.

Overall:	<b>Paul Shimek</b>
Novice Division:	<b>Anand Saokar, Joyce Harrison</b>
Standard Division: Monochrome:	<b>Paul Shimek, Phyllis Westland</b>
Standard Division: Color:	<b>Ben Moravitz, Paul Shimek</b>

## Monthly CPS YouTube Presentations.



You can review our club's presentation videos from the last 3+ years [here](#).

## June's *Tsunami Taqueria* Club Member Lunch.



About 12 of us braved the heat and enjoyed lunch and conversation at the *Tsunami Taqueria* restaurant right off Marietta Square.

It seems like we can't seem to get a group photo so here's the front door as "proof" of our enjoyable afternoon.

## Meet Our Newest 2024 Members.



[Editor: In June, **Nina Buxton** joined our club by way of our CPS website. I'm impressed with Nina's desire to learn and meet the club's membership. Yes, we're a photography club but we're also a social club, all sharing an interest in our craft.]

Says **Nina**, "I have always been interested in photography, but only took it up as a hobby a few years ago. I've taken some basic classes and I'm excited to be part of this group to continue to learn, share experiences, and grow with like-minded individuals.

Aside from photography I enjoy golf, boating, and spending time with friends/family and my two dogs."



[Editor: **Marc Moskowitz** heard about us while doing pottery up at the *Art Place's* Cultural Center. Marc visited us at the June **Prints-only** competition and joined on the spot!]

Says **Marc**, "Hi All, back in high school (over half a century ago) a friend got a Miranda SLR and that got me interested and then excited about photography. I spent that summer working, for \$1.85 minimum wage, to buy my first camera. A Nikomat, the Japanese (grey) version of a Nikkomat. It was just before the first semi-automatic camera came out. It had a match needle light sensor and I bought an off-brand Komura zoom lens to go with it. My camera went everywhere with me, even school, and living by the beach and in NYC there were plenty of things to shoot. Rolled my own B&W film, developed it in the bathroom, and then lived in my darkroom, my dad's converted workbench, when I wasn't out playing ball. That's how it went for 2 years until college and then the Nikomat started growing dust. I still have it and the Spiratone enlarger.

Fast forward to a decade ago and the advent of digital and I started shooting again. First with a 1-megapixel Nikon, then with a waterproof, but sadly not a floatable Fuji XP, and more recently with my phones. I now have a Sony Alpha 6000 but it doesn't see much time. I am self-taught in *Photoshop Elements* and enjoy playing at the computer, it's a bit more fun than the darkroom and I can do color!

My man cave's walls are decorated with 13x19 pics I've printed, where each one is a special memory from a special place and time, with an artistic flair, I hope.


I look forward to being in, learning from and getting involved with the group."

## CPS Website Portfolio Showcase: Jeff Westland.

**Jeff Westland** is an accomplished photographer who is enthusiastic about traveling with Phyllis- his wife and life partner, family, and photography. Jeff is one of those “secret humorists” who occasionally has something in one of his photos that’ll make you smile. BTW, Jeff placed second in the Standard- Color category this month. You can see his winning photo, *Country Road*, in this magazine. Jeff’s portfolio page is [here](#).



Jeff grew up in Calgary, Alberta, between the mountains and the prairies, and developed an appreciation for the beauty in the world around him. His desire is to not only to express his interpretation of the world as he sees it, but to capture moments that can be developed in the minds and hearts of those who see his photographs. He wants the viewer to not see his images as answers or end points, but the start of a journey that raises questions and begins a story in their minds.



Contact Mark Chandler to **add your own portfolio page** at [mchan18078@aol.com](mailto:mchan18078@aol.com).

It's super easy: Your photo +10-20 photos + a bio is all it takes; Mark does all the layout work for you!

## CPS 2024 Monthly Competition Schedule.

Monday Deadline for Digital Submission	Monday Competition Evening	Competition Theme
<b>2024</b>		
January 1	January 8 **	General – Vintage (no theme or 2-year limit)
January 29	February 5	People
February 26	March 4	Negative Space <b>Prints-only</b>
March 25	April 1	Symmetry
April 29	May 6	Nature
May 27	June 3	Smoke / Fog / Mist <b>Prints-only</b>
July 1	July 8 *	Roadways / Paths
July 29	August 5	Frame within a Frame
September 2	September 9 *	Backlight <b>Prints-only</b>
September 30	October 7	Solitude
October 28	November 4	High Speed/Motion
November 25	Xmas Party	Winning 2024 photos compete for a 1 <sup>st</sup> place

Unsure of what a theme means/looks like? Our Competition Chair, Laura Prescott, developed a document with definitions/pictures to help you get going. View the document [here](#).

\* July and September Competition evenings are always pushed back a week due to the 4th of July and Labor Day holidays.

\*\* January's Competition evening is pushed back a week this year because our meeting location will be closed due to the library/cultural center's holiday schedule.

\*\*\* The month of December is not open for a general competition. Club members who placed 2nd through Honorable Mention compete for a wild-card first place in the Best of the Year competition in our Novice, Standard: Color, and Standard: Monochrome categories.

**Prints-only** - Three themes a year are set aside for prints-only monthly competitions.

## (Reprint) 2024 Member Survey Updates to Club Information

What areas would you like to improve your photo and photo editing skills. Also included about halfway down are areas (beginning w Photoshop Elements and to the bottom) we've added to see if there's interest to "start up" these 2024 initiatives.

- On/Off camera flash
- Camera techniques: Composition, lighting, motion blur, selective focus, stacked focus, ...
- Macro photography
- Astro photography
- Studio work: Fine art, portrait, food, and/or product photography
- Light wand/light painting (low-light/night photography). Visit Eric Pare's website for more information. Th...

We still have some members who haven't updated their club information for 2024.

The online form updates your personal contact information, your birth month and year, and your preferred field trip and learning workshops. Also updated:

- Your camera make/model.
- Overall skill level (self-assessment).
- If you desire assistance from other experienced members
- If you desire to volunteer for field trips, club positions, or help out at our large social events.
- ... and some other items

Finally, there's a checkbox at the end that absolves the club of any responsibility for injuries while on field trips, socials, or learning workshops.

Please update your club information and field trip/learning workshop preferences and other items [here](#).

## Field Trip: *Helen to the Atlantic Balloon Race/Festival.*

This month took us (leaving home very early in the morning) to Helen, GA to experience the annual “Helen to the Atlantic” race/festival that features a lot of colorful balloons and friendly balloon owners, pilots, and support crews. While some balloons race, a lot of balloons stay in the race area for us to visit and photograph. Click the link to view the photos [here](#).



Maybe next year we'll photograph the balloons during the blue hour for a totally different, cool effect with balloons lit from the inside by the gas flames!

## Learning Workshop/Field Trip: Brasstown Bald.

Seems like northern Georgia is the place to be for our club's outings in June... this time at Brasstown Bald's parking lot to photograph Star Trails and the Milky Way. Our Learning Workshop/Field Trip leader, **Ümit Yüksel**, did a great job ensuring that all the members had the proper camera settings to capture star trails and the Milky Way. View the photos [here](#).





# Standard- Color Competition Winners



Second Place  
*Country Road*  
Jeff Westland



Honorable Mention  
*Beacon Hill in the Fog*  
Phyllis Westland



Third Place  
*Bohinj Sunrise*  
Ben Moravitz



Honorable Mention  
*Gergeti Trinity Church*  
Paul Shimek

# Standard- Monochrome Competition Winners



Second Place  
*The Road Ahead*  
Jeff Westland

Third Place  
*Spanish Mosque*  
Paul Shimek



Honorable Mention  
*Detective*  
Ralph Burr



Honorable Mention  
*Kona Spider*  
Melissa Moody

# Novice Competition Winners



Second Place  
*Salute to 9-11 Martyrs*  
Anand Saokar



Third Place  
*Misty Morning Ride*  
Joyce Harrison



Honorable Mention  
*Misty Niagara*  
Anand Saokar

## Member-2-Member's Classifieds and Websites

Email [faheyatlanta@gmail.com](mailto:faheyatlanta@gmail.com) if you have photographic items for sale or events that you or your business would like to advertise in our next magazine. Advertising your business website is OK as well.

### Private Tutoring with Club Member, David Batley.



**David Batley**, a recognized club member and photographer, is available for his popular "What Button Do I Push Now?" with private tutoring.

Don't be frustrated. Learn the most important stuff about your camera. Sessions are usually about 2 or 2 and 1/2 hours and the fee is \$99.

Contact David at 404-314-6359 email : [dbphotodesign@comcast.net](mailto:dbphotodesign@comcast.net).

### Local Course with Club Member, Mark Chandler.



Another experienced instructor who is a long-time club member and our Social Media Chair, **Mark Chandler**, will be heading up a course with multiple sessions for beginners at Smyrna in September. More information as the course's start date gets closer.

### Equipment for Sale, Paul Shimek.



Says **Paul**: "Hey everybody, I am retiring in December so that I can travel the world full-time.

[Editor: Over the years, you've seen the quality of the photos that Paul's submitted to our competitions. His photographic equipment (in part, next page), composition, and his professional editing make up his "secret sauce" to top-notch photography.]

I'm downsizing to a backpack for my mirrorless camera equipment, and I'm selling all my other possessions. If you would like to buy my remaining photography equipment, which has served me well, consider the next page of a partial list; I will add to it soon.

I've taken good care of these cameras, lenses, and accessories, and they are all in their original boxes.

Interested? Please feel free to email me at [paul@paulshimek.com](mailto:paul@paulshimek.com)."

## Equipment for Sale, Paul Shimek (continued).

### Description, Make/Model, and Price



- DSLR body (bundle) **Canon 6D Mark II** (includes battery, charger, BG-E21 Battery Grip, **Flashpoint Zoom Li-on TTL Speedlight** for Canon, and Pro Optic lens cleaning kit—unopened) \$850.00

- DSLR body **Canon 5D Mark II** (includes battery, charger, and six **SanDisk CF cards**- 16 & 32GB) \$400.00

- DSLR body **Canon 50D** (includes 4 batteries, three chargers, six **SanDisk CF cards**, - 8 GB, and G-E2 Battery Grip) \$175.00

- Lens **Canon EF 16-35mm f/2.8 L II** \$700.00

- Lens **Macro Canon EF 50mm Compact f/2.5** \$150.00

- Lens **Macro Canon MP-E 65mm f/2.8 1-5X** (Mint condition) \$700.00

- Lens **Canon EF 70-200mm f/2.8 L** \$750.00

- Lens **Canon EF 100-400mm f/4.5-5.6 L IS** \$800.00

- Lens **Canon EF 300mm f/4 L IS** \$500.00

- Flash **Canon Macro Twin Lite MT-24EX** (for use with Canon MP-E 65mm, EF 50 f/2.5 and 100mm f/2.8 Macro Lenses) \$350.00

- Flash **Canon Macro Ring Lite MR-14EX** (for use with Canon MP-E 65mm, EF 50 f/2.5 and 100 f/2.8 Macro Lenses) \$400.00

- Timer Remote **Canon TC-80N3** for EOS Digital Cameras (new & unused;

- **Controller** includes battery; currently retails for \$149.95) \$ 60.00



## Judge's Featured Website: Eric Bowles.




Personally, it's always nice to view Eric's work to see how he beautifully interprets photo opportunities in the Southeast.

Says Eric's website: "**Eric Bowles** is an Atlanta-based commercial photographer specializing in the Southeastern United States. His specialty areas include nature, equestrian, events, sports, and bird photography. His work has been published in magazines, newspapers, and commercial publications."

View Eric's website [here](#). Photos are Eric's.

## Presenter's Featured Website: John Pedersen.

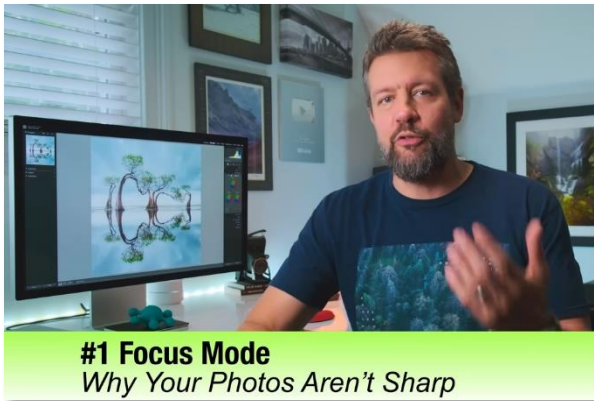


Talking with a club member who took one of John's workshops, he spoke well of John's artistic vision, location selections, and working with the workshop members to get the best possible image.

View John's website [here](#). A nice feature of his website is his BTS audio of how he photographed seven photos [here](#). Photos are John's.

## Articles, Photo News, Tips & Tricks, & Featured Website.

### Camera Basics: Focusing Tips... When Photos Aren't Sharp.



**Mark Denney** lists six reasons why our images may not be sharp.

Yes, I've cried in my beer once or twice with out of focus images. Personally, I improved my flower photo keepers by increasing the shutter speed beyond the "one over the focal length" when I'm hand-holding the camera.

You can view the video [here](#).

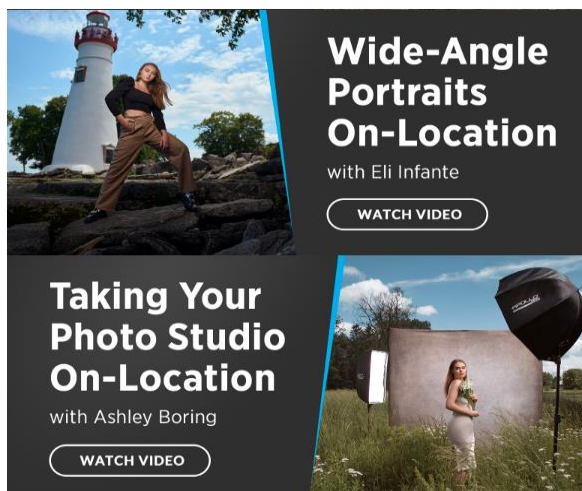
### Camera Basics: Shutter Speed Tips



Another **Mark Denney** video that helps us understand the impact of adjusting your shutter speed for different effects. Keep in mind he's a landscape photographer so you won't see street or people... but the lesson is applicable to all photographic situations.

You can view the video [here](#).

### Camera Intermediate: Off Camera Flash Videos



Westcott has a series of videos from different photographers on how to effectively use Off Camera Flash (OCF).

Why showcase an OCF video here? Our club has several photographers who have OCF (or wired) equipment.


You can view the videos [here](#).

## Photoshop Editing: Fun Summer Movie Poster Composites.

How many times have you gone to the movies, saw the movie's poster, and wished you could be in the poster and be recognized as a headline actor? Well, you can!

I asked **Rick Olson**, a fellow movie goer, to take two iPhone photos of me in different poses, hamming it up with the *Fall Guy* poster. (BTW, a great movie!)

### Original Poster in Movie House



If I had to do it over again, I would've asked for a photo of only the poster and others of only me against a neutral background. This would've made the compositing cleanup **a lot easier**.

The two photos had me reaching across, bending at the waist while the other had me crouching and reaching across (see below). Good to have options.

There's a size difference between Ryan Gosling and me (and my angle) that is corrected by Photoshop's **[Ctrl]+[T]**, *Transform* in the next steps.



In Photoshop, in turn, I took one of the two photos of me with the poster, selected just me, and copied my photo's selection, using **[Ctrl]+[J]**, to create a new layer of just me. I repeated with the other photo of me= 2 original + 2 new layers with just me.

I extended one of the original poster photos to the right and filled in the new space with the strong line graphics and one of my separated image layers.

I selected the original I did **not** extend and the other new image of just me I did **not** use and turned off the layers' visibility [eyeball icon]. I selected the layer of only me and used **[Ctrl]+[T]**, *Transform*, to reduce my size, and rotated the image. Yeah, I'm still too large.

I added new text... I'm now on the poster as an actor!

## Featured Website: PetaPixel “One Shot” Contest.

This month’s featured website is a turn to enjoy monochrome photos. The images are evocative and maximize the monochrome conversion from color to its advantage.

The *PetaPixel* “One Shot” website is [here](#). My favorites are *Paradise* and *Diving*.

Photographer credits under the photos and on the website.



'The Mane Man' by Gary Cox — Wildlife



'Indonesian Kids Playing' by Asep Setiawan — Photojournalism



'Kite' by Alexander Shilov — Street

Did you enjoy our club's monthly magazine?

Our club is a great community to expand your photo skills and make new friendships with other photographers.

Come join us!



<http://www.cobbphotosociety.com/membership>

50 YEARS

1974 - 2024

CPS editors: Pat Fahey and Margaret Waage