

Cobb Photographic Society



July 2026



Competition Theme: *Wildlife and Water*

(Cover) Winner- Monochrome

The Runway

Patrick Olmsted

(Above) Winner- Color

Hunchback

Patrick Olmsted



Winner- Novice
Guard Dog
Maryann Crow

- 4 Upcoming Activities and Events**
- 8 Notes From Around Our Club**
- 28 Member-2-Member Classifieds**
- 29 Articles, Tips & Tricks, and Featured Website**

This Month's Activities and Events

July 2026



All Month. Photo Challenge. Theme: *Our Furry Friends* **Marc Moskowitz**, our Photo Challenge moderator, set up a club FB album for you to post your month's photos [here](#). *This is a fun event for all*. Photos by **Spiff Carner, Kimmy Jo, Pat Fahey, and Marc Moskowitz**, are just some of the photos uploaded so far. **All are welcome** to submit photographs.



Wed, 1 Jul, 7 PM. Learning Workshop. *Zoom session for photographing deep space objects (DSO)*. Refresher for the upcoming August field trip. Photos by **Ümit Yüksel**. More information/RSVP [here](#). **Members only**.

FYI: Fri-Sun, 3 Jul-5 Jul. Labor Day weekend and federal holiday.



Tue, 7 Jul, 7 PM. [Learning Workshop](#). **Catch-up session of *Creating Your Photographic Series***. This is our catch-up zoom session, for our newest members and others who expressed an interest since the original notifications over Zoom. The Zoom session will take place over our regular CPS URL [here](#). **Michael Parvin** will open with a brief presentation of what is fine art, how to build a fine art series (of similar photos) and offer constructive comments about your photos

Finally, this is the **first time we've had the opportunity of two recognized fine art photographers**, Robin and Michael, devote time to our club members. You will learn another way to show your photos of family, travel, similar items, or any other genre in a way that elevates your presentation. Photos by **Robin Davis**. More information/RSVP [here](#).



FYI: Thu, 9 Jul, 6:30 PM. [Member Exhibition](#). **David Batley's** reception at Sewell Mill Library's exhibit area.

FYI: Ending Sat, 11 Jul. [Member Exhibition](#). Club member **David Batley's** exhibition at Sewell Mill Library publicizes and calls us to action, encouraging our efforts to promote preservation of our Georgia coastline for future generations.

Images of the coastal area, including some of the barrier islands, show how fragile this ecosystem can be because of natural forces as well as human intervention.



Sat, 11 Jul. Field Trip. Gainesville Branch of Atl Botanical Garden. Join Rick Olson as he leads our July field trip north to Gainesville. Website says, “Renowned plant collections, woodland trails, interactive children’s garden, and educational tours make the Atlanta Botanical Garden the loveliest place in Gainesville to visit. The address is: 1911 Sweetbay Drive, Gainesville, GA 30501. Photos by **ABG staff**. More information/RSVP [here](#). **Members only.**



Mon, 13 Jul, 7 PM. Digital Prints Competition. Theme: *Patterns*. Come and join us at the Sewell Mill Library/Cultural Center for this evening’s competition. For this competition, there will be Zoom access [here](#). We always encourage you to stop by to hear the competition photos critique by our visiting judge. After the meeting, we’ll head out for optional social time. **All are welcome.**



Mon, 20 Jul, 7 PM. Continuing Education. Presentation Evening. Join our host, **Hylos Barrett**, for this evening’s Zoom-only educational presentation [here](#). Hylos will email all club members the week before with more information. **All are welcome.**



Welcome/Orientation Evening

Tue, 21 Jul, 7 PM. [Welcome/Orientation](#). **New Members Zoom.** **Dee Dee Bonesteel**, our club's Secretary and Welcome Chair, welcomes our newest members to learn about our club's resources and review the process of competing in our monthly competitions. Q&A time included. Dee Dee will email the Zoom meeting URL a couple of days before the Zoom session to our new members. **New members only.**



Sat, 25 Jul, 10:30 AM. [Membership](#). **New Members' Meeting.** **Ronda Clark**, Membership Chair, will meet with our newest members at Switzer Library to learn about upcoming field trips, learning workshops, and other activities for the rest of the year. An optional lunch and Marietta Square walkabout follow. **New members only.**

Mon, 27 Jul, 3 PM. [Competition](#). **Deadline for Digital Images**, Theme: *Something Old/Vintage*. Using the updated CPS entry form [here](#), email the entry form and photos to cpsdigital2023@gmail.com. A reminder that digital photos are required for both **Digital Only** and **Prints Only** competitions by the above deadline. **Members only.**

Upcoming Activities and Events

Mon, 3 Aug, 7 PM. [Competition](#). Theme: *Something Old/Vintage*. Come and join us at the Sewell Mill Library/Cultural Center for this evening's **Digital Only** competition. For this competition, there will be Zoom access [here](#). We always encourage you to stop by to hear the competition photos critique by our visiting judge. After the meeting, we'll head out for optional social time. **All are welcome.**

Sat, 8 Aug. Noon and 2 PM. [Learning Workshop](#). **Orton Effect in Digital Photography**. Two standalone classes held back to back, will demonstrate the Orton Effect in

Lightroom and Photoshop. Please note the classes will be held at the *Vinings Library*. More information/RSVP [here](#). **Members only.**

Sat, 14 Aug. [Field Trip](#). *Milky Way / Star Trails / Deep Sky Objects*. More information/RSVP [here](#). **Members only.**

Sat, 19 Sep. [Field Trip](#). *Exploring the Atlanta Beltline*. More information/RSVP [here](#). **Members only.**

Sat, 17 Oct. [NG3C](#). *North Georgia Camera Club Council (NG3C) inter-club competition*. Day-long competition between ~10 photo clubs at Dallas, GA. **Members only.**

Notes From Around Our Club

Competition Evening- *Wildlife and Water.*



We welcomed back a long-time friend of the club, **Marvin Price**, to judge our competition print photos in the Sewell Mill Cultural Center's Blackbox Theater.

Marvin's helpful comments will help us not only with our photography but also our printing.



Presentation Evening- *Traveling With an iPhone (Smartphone).*



Back again in the same month, **Marvin Price**, did a top-notch job covering travel tips for smartphones when the DSLR/mirrorless cameras are just "too cumbersome" at times.

The iPhone and Android smartphones are excellent companions to your DSLR/mirrorless camera... or your solo camera at times.



They Say It's Your...

Birthday!

- 18 July- **Anne Say**
- 18 July- **Hylos Barrett**
- 19 July- **CJ Andretta**
- 21 July- **Jeff Estes**
- 23 July- **Scott Crane**

2026 Competition Standings- Overall and Division.

Every January, we clear the totals and begin fresh for next year. The 2026 end of year winners are determined by a running point total, January through November, for each of our three divisions.

Overall:	Melissa Moody
Novice Division:	MaryAnn Crow
Standard Division: Monochrome:	Jeff Westland
Standard Division: Color	Ralph Burr, Melissa Moody

Welcome New Member, James Lambert.




I'm James, I live in Acworth with my wife, Lauren, and our three children. I'm a certified personal trainer focusing on helping adults 40 and up.

I have always enjoyed taking pictures, going back to disposable cameras with my grandfather as a child. After thousands and thousands of phone photos, I made the jump to a full-frame camera early this year.

My biggest motivation was family, sports, and wildlife, but I've really come to enjoy exploring the history and the technical aspects of photography.

I like to take pictures of the world around me as I see it. I do not have many preconceived ideas for photographs, I think there's plenty of beauty to be found and captured all around us.

Monthly CPS YouTube Presentations.



Over the last months, we've experienced problems posting to our CPS YouTube site. These missing videos are listed below and older videos are posted on our YouTube site [here](#):

- Jun 2026, Marvin Price's *Travel With an iPhone (Smartphone)* is [here](#).
- May 2026, Larry Winslett's *Capturing Dynamic Wildlife Photos* is [here](#).
- Apr 2026, John Mariana's *The Fine Print Art* is [here](#).
- Mar 2026, Robin Davis' *Creating Your Photographic Series* is [here](#).
- FYI: Feb 2026 presenter unable to attend.
- Jan 2026, Mike Moats' *Creative Ways to Photograph Flowers* is [here](#).
- Dec 2025. No presentation during December; family time.
- Nov 2025, Glen Varnhagan's *Planning Your Trip* is [here](#).
- Oct 2025, Mike Birnbaum's *Photographing Nature's Food Chain* is [here](#).
- FYI, Sep 2025 presenter unable to attend. Time was spent between members sharing photos and a lot of informative, "Behind the Scenes" details.
- Aug 2025, David Johnston's *The Magic of Waterfall Photography* is [here](#).
- Jul 2025, Mike Robertson's *Off Camera Lighting* is [here](#).
- Jun 2025, Tom Wilson's *Favorite Places to Photograph Just Outside GA*, is [here](#).

New Magazine Section for iPhone and iOS Updates, Tips, and Tricks.

• *Your Best Tools for Group Self*



During the May iPhone Workshop, we discussed the best remote shutter using Bluetooth.

Amazon carries a recommended three remote shutters. The first is for Android smartphones and the second is for iPhones.

Consider buying a metal tripod for Arca-Swiss tripods is a good investment.

The last recommendation is a solid tripod with a height adjustment that fits the iPhone perfectly for most presentations.

As a result of conversations during the May iPhone Learning Workshop, we've added a page back in the *Articles* section for iOS updates and iPhone camera-related tips and tricks.

Please note that if you are an Android user and would like to author an occasional similar page, let Margaret or me know.

FYI, some of the tips are "Android Smartphone OK".

CPS T-Shirt and Golf Shirt Ordering Now Open.



You can now order your club T-shirts and golf shirts.

The order form will close out on **Fri, 15 Sep** so those attending the October NG3C will have their shirts in time for the NG3C Shootout.

Notes:

- Prices are expected to be the same as last year.
- Recommend ordering the shirts slightly larger to compensate for slight shrinkage.

More information/RSVP [here](#).

2027 Imaging USA/PPA Registration Open.

The 2027 Imaging USA/Professional Photographers Association will be in Charlette, NC from **Fri, 31 Jan 2027** to **Sun, 2 Feb 2027**.

There are two registration options available:

- PPA paid access to PPA events/education/social events and Imaging USA 2027.
- (Expo Plus Pass) Free access to Imaging USA-only events/education events.

Opting for the free registration gives access to the Imaging USA's trade show convention area and vendor education classes. It's a fun event to see what's new, attend education classes from the vendors, photograph the many vendor models, and vendor perks (B&H prints one photo a day up to 16x20 onsite- bring your photos on a flash drive).

Photos by **Joy Rogers** and **Pat Fahey**. More information and Imaging USA 2027 signup website for paid and free registration [here](#).



Speaker Schedule	
Monday January 23rd Lindsay Adler Comment vs. Editorial Lighting Co: Neil Monochromatik Caroline Sord Dramatic Lighting Techniques for Children's Portraits Co: Myra Kay Vanessa Joy How to Get That Light and Airy Look Co: Neale Neeshelle Bay David Bergman Real and Real Portrait Lighting Co: Neil Monochromatik Lorena Houston Think Outside the Box Co: Neil Monochromatik	Tuesday January 24th Roberts Valenzuela Expect the Unexpected Co: Neil Monochromatik David Bergman Action Photography in the Studio Co: Myra Kay Bob Davis Sketch and Pop Portraits Co: Neale Neeshelle Bay Vanessa Joy Winking Photos That Stand Out Co: Neil Monochromatik



The Continuing Travel Photos of Paul Shimek (1 of 6) and Next Page.



4

3



Hello everyone.
I just returned from a 4-month visit to Costa Rica. Here are 16 photos from that trip.

To view the photos in a slideshow with full-sized photos, click [here](#).

Paul



5



6



2



1



Northwest Coast

Map data ©2026 Google

The Continuing Travels of Paul Shimek (2 of 6)- Previous Page.

01-La Paz-01A- Costa Rica

This landscape is a view of the eastern slopes of the Poás Volcano in the Central Highlands of Costa Rica at dusk taken from the balcony of a cabin in Vara Blanca, Costa Rica, where I was staying.

Technical Data: 6/11/26; Canon EOS R6 Mark II; RF100-500mm @ 500mm; ISO 320; f/16; 30 sec.

02-La Fortuna-01- Costa Rica

Arenal Volcano is a symmetrical stratovolcano renowned for near-continuous activity from 1968 to 2010 but has been dormant since then. I was fortunate to have clear views of Arenal from several angles on 3 of the 5 days I was in La Fortuna, as it is usually completely shrouded in clouds. I made this image from Route 142 near La Fortuna, Costa Rica in the morning.

Technical Data: 4/20/26; Canon EOS R6 Mark II; RF24-105mm @ 76mm; ISO 100; f/16; 1/15 sec.

03-Bijagua-01- Costa Rica

The nocturnal, Red-Eyed Tree Frog (*Agalychnis callidryas*) is one of Costa Rica's most iconic and recognizable symbols of biodiversity. I photographed this one on a night hike in the rainforest near Tenorio Volcano in Bijagua, Costa Rica.

Technical Data: 6/8/26; Canon EOS R6 Mark II; EF100mm macro; Canon Speedlite EL-10; LumiQuest Promax Softbox; ISO 250; f/32; 1/250 sec.

04-Bijagua-02- Costa Rica

The Blue Jean Frog, a/k/a Strawberry Poison Dart Frog (*Oophaga pumilio*), is an incredibly tiny red frog that looks like it's wearing blue jeans. I lured this one to me using a recording of the frog's sound on my iPhone, which I placed on the ground in front of me. It hopped directly onto the phone's screen for this picture. Although they are highly toxic to small predators, Blue Jean Frogs are not lethal to humans.

Technical Data: 6/9/26; Canon EOS R6 Mark II; EF100mm macro; Canon Speedlite EL-10; LumiQuest Promax Softbox; ISO 250; f/32; 1/500 sec.

05-Bijagua-03- Costa Rica

This image is of a mother and baby Mantled Howler Monkey (*Alouatta palliata*) in the rainforest near Tenorio Volcano in Bijagua, Costa Rica. Male howler monkeys have a guttural, roaring call that can carry up to 3 miles through dense jungle. I caught the attention of the baby by mimicking that sound.

Technical Data: 6/9/26; Canon EOS R6 Mark II; RF100-500mm @ 451mm; ISO 12800; f/13; 1/60.

06-Playa Avellana-01- Costa Rica

Playa Avellanas is a pristine beach with tan sand lined with crooked, twisted almond trees (*Terminalia catappa*), mangroves, and tropical dry forests. Located in the Guanacaste Province roughly 30 minutes south of Tamarindo, it's one of my favorite beaches in Costa Rica. Lounging in the tree is a composite image of a Black Spiny-tailed Iguana (*Ctenosaura similis*), native to this area.

Technical Data: Playa Avellana: 6/5/26 iPhone 16 Pro and composite: Iguana: 5/20/26; Canon EOS R6 Mark II; RF100-500mm @ 200mm; ISO 100; f/22; 1/8 sec.

The Continuing Travel Photos of Paul Shimek (3 of 6) and Next Page.



7



8

da Silvestr
Barra del...

Parque
Nacional
Toruguero



9

Bananito Sur

Cahuita

Puerto Viejo
de Talamanca

Map data ©2026 Google



11



10

Tapantí-
Macizo de la

Parque
Nacional
Chirripó

San Isidro de
El General

Parque
Internacional
La Amistad

San Pedro

Buenos Aires



12

Caribbean Coast

The Continuing Travels of Paul Shimek (4 of 6)- Previous Page.

07-Tortuguero-01- Costa Rica

There are 3 Flag-legged bugs, a/k/a Matador bugs (*Bitta alipes*), on this Passionflower (*Passiflora*). Two are mating while the third is voyeuristically watching. This image was made in Tortuguero National Park, Costa Rica.

Technical Data: 3/21/26; Canon EOS R6 Mark II; EF100mm macro; Canon Speedlite EL-10; LumiQuest Promax Softbox; ISO 400; f/32; 1/250 sec.

08-Tortuguero-02- Costa Rica

The Green Vine Snake (*Oxybelis fulgidus*) is incredibly long and slender. A master of camouflage, it seamlessly blends into the canopy to hunt lizards, frogs, and small birds. It is mildly venomous but is not considered dangerous to humans.

Technical Data: 3/23/26; Canon EOS R6 Mark II; EF100mm macro; Canon Speedlite EL-10; LumiQuest Promax Softbox; ISO 200; f/22; 1/250 sec.

09-Cahuita-01- Costa Rica

The Plumed Basilisk, a/k/a Green Basilisk or "Jesus Christ Lizard" (*Basiliscus plumifrons*), is named for its incredible ability to sprint across the surface of water to escape predators. I made this image in Cahuita National Park on Costa Rica's Caribbean coast.

Technical Data: 4/14/26; Canon EOS R6 Mark II; RF100-500mm @ 500mm; ISO 12800; f/16; 1/4 sec.

10-Cahuita-02- Costa Rica

The Eyelash Palm Pit Viper (*Bothriechis schlegelii*) is a small, tree-dwelling venomous snake famous for the modified, spine-like scales above its eyes that resemble eyelashes. I photographed this one in Cahuita National Park, Costa Rica.

Technical Data: 4/11/26; Canon EOS R6 Mark II; RF100-500mm @ 500mm; ISO 10000; f/16; 1/45.

11-Cahuita-03- Costa Rica

The Proboscis Bats (*Rhynchonycteris naso*) are among the smallest bats in the world, usually measuring under 60 millimeters in length. They sleep out in the open during the day on tree trunks overhanging water. A colony organizes itself vertically in a neat, straight line, maintaining precise spacing between individuals. This photo zooms in on 3 out of a group of six in Cahuita National Park, Costa Rica.

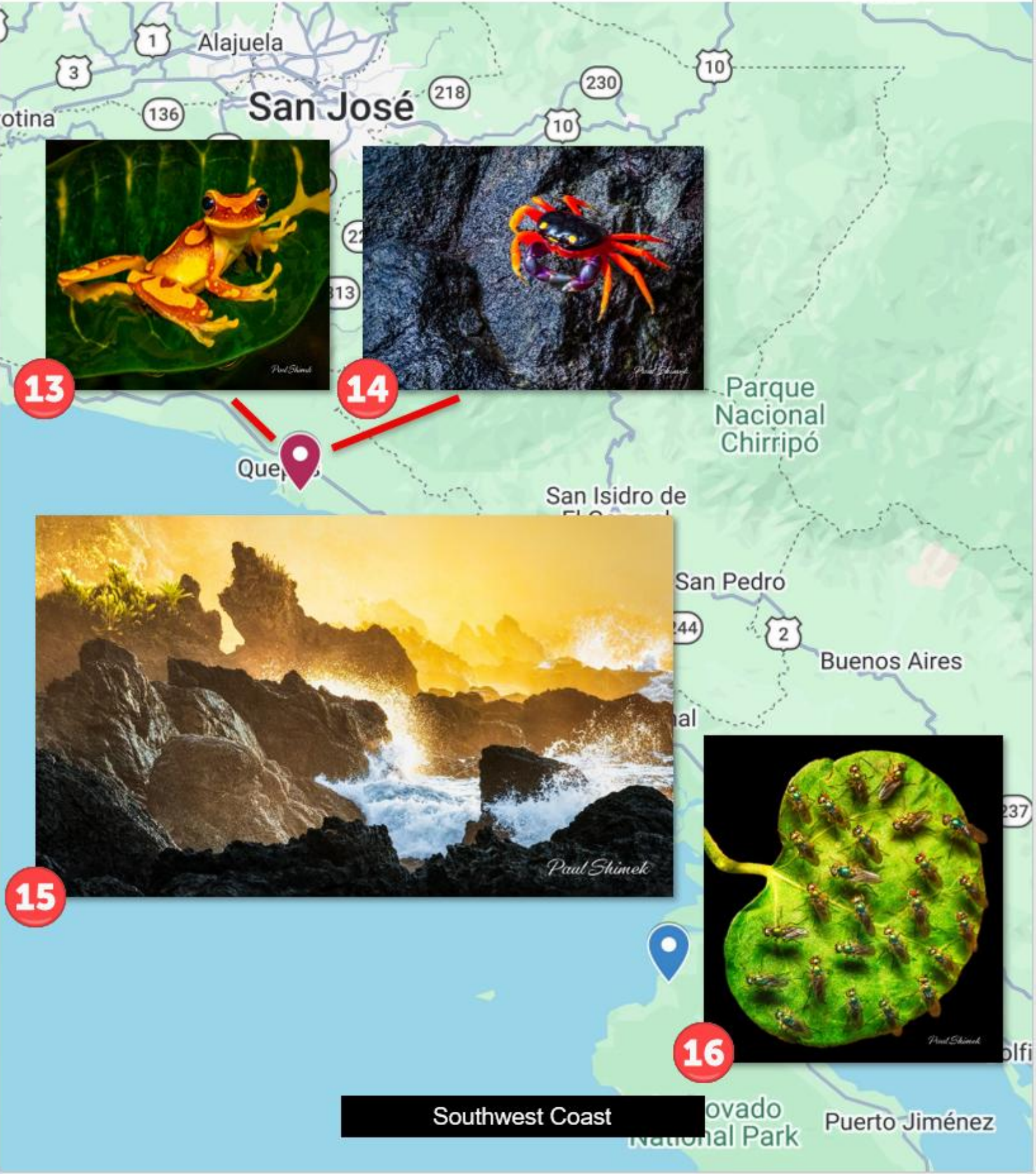
Technical Data: 4/14/26; Canon EOS R6 Mark II; RF100-500mm @ 500mm; ISO 1250; f/16; 1/20 sec.

12-Manzanillo-01- Costa Rica

The Brown-throated Three-toed sloth (*Bradypus variegatus*) is a national symbol of Costa Rica. I came across this mother and baby at Playa Uva near Manzanillo, Costa Rica.

Technical Data: 4/7/26; Canon EOS R6 Mark II; RF100-500mm @ 363mm; ISO 8000; f/22; 1/180 sec.

The Continuing Travel Photos of Paul Shimek (5 of 6) and Next Page.



13

14

15

16

Southwest Coast

Parque Nacional Chirripó

Puerto Jiménez

The Continuing Travels of Paul Shimek (6 of 6)- Previous Page.

13-Manuel Antonio-01- Costa Rica

Hourglass Tree Frog (*Dendropsophus ebraccatus*) on a Croto leaf (*Codiaeum variegatum*) in Manuel Antonio, Costa Rica.

Technical Data: 5/21/26; Canon EOS R6 Mark II; EF100mm macro; Canon Speedlite EL-10; LumiQuest Promax Softbox; ISO 500; f/32; 1/250 sec.

14-Manuel Antonio-02- Costa Rica

Halloween Crab (*Gecarcinus quadratus*) in Manuel Antonio National Park, Costa Rica.

Technical Data: 5/20/26; Canon EOS R6 Mark II; RF100-500mm @ 500mm; ISO 1000; f/16; 1/2 sec.

15-Osa Peninsula-02- Costa Rica

Sunset over volcanic rock formations on the shore of Drake Bay (Bahía Drake), a remote bay on the northwestern edge of the Osa Peninsula in southwestern Costa Rica. It is another one of my favorite places.

Technical Data: 3/12/26; Canon EOS R6 Mark II; RF100-500mm @ 400mm; ISO 8000; f/22; 1/350 sec.

16-Osa Peninsula-03- Costa Rica


I found this scene on a night hike near the town of Agujitas (Drake), Costa Rica. These insects are Picture-winged Flies (*Physiphora clausa*) on the leaf of a Nasturtium (*Tropaeolum majus*). Although solitary insects, these flies aggregate in large numbers at a single location if a high-quality food or breeding source is present. The flies act as a natural decomposer, with larvae feeding on rotting vegetation and organic waste.

Technical Data: 3/10/26; Canon EOS R6 Mark II; EF100mm macro; Canon Speedlite EL-10; LumiQuest Promax Softbox; ISO 2000; f/32; 1/250 sec.

Standard- Color Competition Winners



Second Place
In Pursuit
Charlie Stannard




Third Place
A Joyful Symbiotic Relationship
Jeff Whittingham



Honorable Mention
Ducks in a Row
Ralph Burr

Honorable Mention
Sitting Pretty
Melissa Moody



Standard- Monochrome Competition Winners



Second Place
Ready to Fly
Jeff Whittingham



Third Place
Stuck the Landing
Patrick Olmsted



Honorable Mention
Birds-Eye View
Angie Nasrallah

Honorable Mention
Hunting
Umit Yuksel



Novice Competition Winners



Second Place
Standing Out
Maryann Crow



Third Place
Posing for a Photo Op
Joyce Harrison



Honorable Mention
Wilderness Journey
Joyce Harrison

CPS 2026 Monthly *Photo Challenge* Themes Schedule.

This is a ***FUN month-long challenge*** for all to participate and post their photos to a specific monthly club FB album during the months of January through November.

Marc Moskowitz, Photo Challenge Chair, will open every month's theme about a week early for posting to a FB album. As an example: Friday, 25 July, Marc provides all club members with a link to the August 2025 Photo Challenge album, *America the Beautiful*, for uploading from 25 July through the end of August.

No prizes and no awards; just your personal participation in a fun, helpful environment! If you have questions, contact Marc [here](#).

Monthly Photo Challenge (all month)	Photo Challenge Theme
2026	
January	Colors
February	A World in Black and White
March	Food
April	Tiny Things
May	Words Around Us
June	What is That? (Crop to an interesting portion of something we would normally recognize. Describe what the full photo is in the description when you upload the photo to the June FB album.)
July	Our Furry Friends
August	Planes, Trains, Buses, and Cars
September	Reflections
October	Parts and Pieces
November	Flowers
December	(no Photo Challenge; enjoy the holidays)

CPS 2026 Monthly Competition Themes Schedule.

Monday Deadline for Digital Submission	Monday Competition Evening	Competition Theme
2026		
December 29	January 5*	General
January 26	February 2	Metro Atlanta (Fulton, DeKalb, Cobb, Gwinnett, and Clayton counties)
February 23	March 2	Juxtaposition Prints-only
March 30	April 6	Shapes
April 27	May 4	Unusual Perspective
May 25	June 1	Wildlife and Water Prints-only
July 6	July 13**	Patterns
July 27	August 3	Something Old / Vintage
September 7	September 14**	Bridges or Tunnels Prints-only
September 28	October 5	Taken With a Smart Phone
October 26	November 2	Bokeh / Beautiful Blur
November 16	(closed) ***	Winning 2026 photos compete for a wild card 1st place in each of the three divisions. ***

Unsure of what a theme means/looks like? Our Competition Chair, Laura Prescott, developed a reference document with definitions/pictures for every 2026 month [here](#).

* January's Competition is wide open! No limit on the theme (family-friendly) or the date when the photograph was taken. Wide open competition for your best photos ever!

**July and September Competition evenings are always pushed back a week due to the 4th of July and Labor Day holidays.


*** Club members who placed 2nd place through Honorable Mention during the year can compete for a wild-card first place in the *Best of the Year* competition in our Novice, Standard: Color, and Standard: Monochrome divisions. Winners will be announced at our December Christmas party.

Prints-only - Three themes a year are set aside for **Prints-only** monthly competitions. There is no Zoom session during the three Prints-only competitions; we encourage you to come to Sewell Mill Library/Cultural Center's *Black Box Theater* and personally view our members' print craftsmanship.

Note: No AI is allowed in any submitted digital or printed photo; it must be *all your work*.

Field Trip: Grist Mills and Covered Bridges (1 of 2).

Field trip leaders, **Joe Kovarik** and **Rick Olson** took both clubs to a new field in northern Georgia. The field trip focused on landmarks of Georgia's past and a few good-looking cows . You can view all the full-size photos [here](#).



Field Trip: Grist Mills and Covered Bridges (2 of 2).



Learning Workshop: Portrait Studio and Outside Lighting.

Melissa Moody presented a learning workshop after the lunch/social on portrait lighting- both in a studio and outside.

Melissa, with her able model, **Camille**, demonstrated the different types of lighting so we could see the effects for each method: Split, Rembrandt, Butterfly, and more.

Photos by **Melissa Moody, CJ Andretta, Jeff Whittingham, and Pat Fahey**. Graphic by **Dee Dee Bonesteel**.



Member-2-Member Classifieds

(Open to all members and club supporters)

Upcoming Workshops with Club Member, David Batley.



FYI, David's next photo workshop at Smith-Gilbert Gardens will be in the Fall. The workshops are for photographers of all levels. You will have fun photographing the flowers and landscapes.

See the calendar entry on page 5 for David's remaining exhibit dates and the July reception date, place, and time.


Upcoming Workshops with Club Member, Mark Chandler.



Another experienced instructor who is a long-time club member and our Exhibit and Social Media Chairs, **Mark Chandler**, will have classes in the near future.

Check back here next month for Mark's upcoming classes.

Spring eBook From Club Supporter, Eva Polak.



Eva just came out with her seasonal eBook, [Summer Impressionist Photography Guide](#).

Eva says, "I include exercises designed to help photographers move beyond technique and begin cultivating their own visual language through deliberate practice and experimentation."

FYI, though the site shows NZ \$25, the currency is New Zealand which equates to about the US cost of \$14 via PayPal.



ICM Made Easy
Mastering Intentional Camera Movement ICM
Essential Equipment for ICM
Advanced ICM Techniques
How to ICM Technique Tutorial
The Top Mistake to Avoid with ICM Technique
The Essence of ICM
Art form or accident?
10 Common Problems in ICM

Take the time and visit Eva's free *Tips and Techniques* resources webpage for Impressionistic photography [here](#).

The photo to the left, *Intentional Camera Movement*, is just one of her free resource sections.

We look forward to Eva's next CPS

Continuing Education evening with us!

Articles, Tips & Tricks, and Featured Website

Composing, Photographing, and Editing at the CPS 2026 Spring Social Portrait Workshop.

Club member, **Jeff Whittingham** took the time to write this article explaining, in a methodical manner, the steps he took to photograph Camille, our model, and editing steps he took in Lightroom Classic.

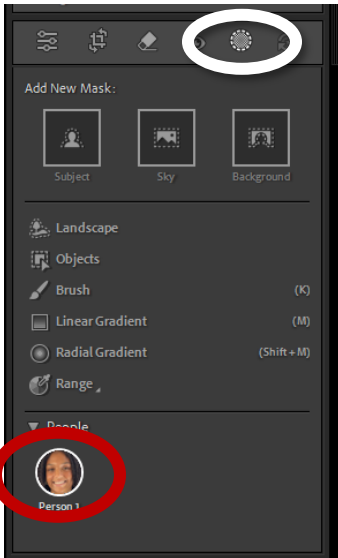
“When the Learning Workshop’s *Portrait* session moved outside with our model, Camille, it was nearly 3 PM and the lighting was very bright and harsh. I made the decision to photograph the model in the library’s outdoor covered walkway and compose her in front of the pillar with her back towards the parking lot. The first challenge was to find a place to stand that blocked the direct light and busy scene from the parking lot. By moving just slightly to the left, a second pillar blocked the parking lot’s busy background and I tightened the picture format by shooting vertical.

For this picture I was using my iPhone 17 Pro with standard settings. Please note, I took advantage of Melissa’s suggestion to use her small step stool to put me at the same eye level as the taller model. (Ed: This magazine’s page 25 shows Jeff standing on the step stool).



The photo to the left is unedited, straight out of the camera.

As you can see from the Lightroom Classic edited version (later photo), if a person merely cropped the photo into a square, it eliminated the white shirt that could be a distraction and now draws your attention to her face. That alone created a good usable photo without any additional edits. That could be accomplished in camera by changing the perspective to 1:1.



However, I chose to continue with photo edits in Lightroom Classic by choosing the Masking tool (white circle- gear icon) in the **Develop** module. From the Masking tool's selection options, I chose the **People** masking option (red circle- person's head) to create a layer mask with only Camille, our model, selected.

With the **Person** mask layer created and selected, I took the Camille's highlights down a bit.

To create a layer with everything but Camille selected, I clicked the one mask layer, right-clicked the mask layer, and clicked the **Duplicate and Invert Mask** menu option. I made several adjustments to take down the background's exposure to focus attention on Camille.

I continued with minor edits by selecting the **People masking** option to make several minor adjustments in separate masks including the clothing option to slightly reduce the whiteness of the straps. Note, the straps could have been edited out of the picture entirely.



Here is the final edited version.”

Jeff Whittingham

Photoshop, Lightroom, and Lightroom Classic June 2026 Updates.



The June update package featured many improvements, including improved masking. The masking tool keeps getting better.

While Lightroom Classic (LrC) introduced and improved many of the features and tools over the years, the most “time-saving, less Chardonnay-consuming, and stress-reducing”

tool has to be the Masking tool. For those of us who’ve used Lightroom versions and Photoshop over the years, we painfully remember how hard it was to select subjects/objects.

Bottom line: If you have the June 2026 update installed, both Photoshop and Lightroom now have an *On-device AI-powered masking* option that make subject isolation and background removal quicker but imposes a greater PC/Mac CPU/GPU-intensive load. You can easily toggle the *On-device-AI-powered masking* on/off.

Below are shorter explanations from the Adobe LrC more-detailed updates page [here](#).

- **Masking/Editing.**
 - Select subjects with more precision when masking. Separate subjects from busy backgrounds with enhanced subject detection and more accurate selections for faster, cleaner masks. [Learn more about how to mask your subjects >](#)
 - Explore optimized brushes for masking with smoother, more responsive brush performance while creating and refining masks.
- **Sync Keywords.** Sync keywords with the Lightroom ecosystem. Sync keywords attached to photos in Lightroom Classic with Lightroom desktop, web, and mobile, so you can access and use them across Lightroom apps. [Learn how to sync the keywords with the Lightroom ecosystem >](#)
- **Duplicate Detection.** Identify duplicate images in your catalog automatically. Auto-detect duplicate images in your catalog with Lightroom Classic and organize them into stacks for further review and cleanup. **Note:** This is a new feature! I haven’t tried this yet but truly hope it works as advertised. [Learn how to find and manage duplicate photos >](#)

- **Assisted Culling.** Streamline people-focused culling with the Faces panel Review Eye Focus and Eyes Open scores and details for each face in a photo, helping you quickly identify and select the best photos from a shoot. [Learn how to choose the best photos with Assisted Culling >](#)
- **Background Process Indicator.**
- **Library.** Apply new AI-powered metadata and Smart collections Filter and organize photos in your Library using newly added AI-focused Metadata filters and Smart Collections. Learn about the list of [Metadata filters](#) and [Smart Collections](#) >
- **Performance Improvements.**
- **Tethered Capture.** Targeted for Canon users, tethered capture continues to improve. BTW, **Melissa Moody** used tethered capture during her workshop at our June 2026 Spring Social's Learning Workshop.

A Tip from Jeff: Consider Just Using a Strobe's modeling lights.

Ed: The first portrait session, before the previously-covered outdoor portrait session, was indoors with strobes/flashes. The modeling lights on the strobes were not very bright but served a purpose to show **Melissa Moody** where the lighting fell on **Camille**, our model, before taking shots using only the “official” strobe/flash lights.

I was milling around with other club photographers ready with our DSLR/mirrorless cameras, waiting for Melissa to finish setting the lights so we could use our cameras with the off-camera strobes. While waiting, **Jeff Whittingham** came up to me with photos of Camille taken on his iPhone that looked great and well-lit. I off-handedly asked Jeff how he was getting great photos without the strobes. Jeff, with a peevish smile said, “Use your iPhone, Pat”.



Following Jeff's tip, while Melissa was still setting the lights layout using the modeling lights, I asked Camille to do a couple of quick poses with the iPhone, using only the modeling lights.

I love my photo only using the modeling lights. Thanks, Jeff!

Whether an iPhone or Android smartphone, always consider your “other camera”.

iPhone Camera and iOS Updates, Tips, and Tricks.

• *iOS 27 Siri and Camera Upgrades Coming.*



The **Camera** app features will be split:

- iPhone 15 Pro and iPhone 15 Pro Max. Will be integrated within Siri, named Visual Intelligence, and a redesigned and highly customizable interface layout.
- iPhone 15 (base model) and older. Receive a redesigned and highly customizable interface layout.

• *Handy Siri Voice Commands.*

- **Find your iPhone.** Say, "Siri, find my phone" and your iPhone starts a loud, repeatable ping, making it easier to locate your phone. (Ed: I use this feature at least once a week in the house.)
- **Create a Note.** Say "Create a note", followed by what you want typed and Siri creates the note's text with your dictation. All dictated notes are stored in the *Notes* app. **Tip:** Don't pause after saying, "Create a note". The transcription will end when you pause. Perfect for raw information quickly dictated.
- **Create a reminder.** Consider using the iPhone's *Reminders* app. "Siri, remind me to RSVP for the CPS Spring Social on Saturday, 13 June."

• *Your Best Tools for Group Selfies and Slow Shutter Photos.*



During the May iPhone Workshop, we demonstrated a low-cost **remote shutter** using Bluetooth to trigger your iPhone's camera.

Amazon carries a recommended version that costs about \$8.00 for three remote shutters. The shutter release also has a button for Android smartphones and the battery is replaceable. The link is [here](#).

Consider buying a metal iPhone tripod mount. A recommended model for Arca-Swiss tripods is the Ulanzi ST-27 for \$27. The link is [here](#).

The last recommendation is a solid tripod that is light, extends up (and down) to a good height and tilts the iPhone; perfect for macros and slow shutter work. I recommend staying away from the magnetic stand tripods; the magnets are weak and some won't tilt. If you still want to try the magnetic stand tripod, ensure you can return the product within a reasonable "test it out" time.

Featured Website: 2025 World Nature Photography Awards (WNPA).

Over the years, I observed some of our more ardent nature photographers and wondered how many more photographers are dedicated to capturing our natural world? The answer, told at this website, is: there are many *very good* nature photographers. My hat is off to our club's nature photographers and the 2025 World Nature Photography winners who endure tripping over roots in the dark, cold mornings/evenings, biting bugs, wet clothes, all while waiting for nature's decisive moments.

While the captions are explanatory, I wanted the missing details of HOW they got the photo.

You can view 2025 winning photographs [here](#) and 2026 winning photographs [here](#).



(Top left, circular)

Ael Kermarec / (untitled)

Ngar Shun Victor Wong / Guinea Fowl

Donna Feledichuk / (untitled)



Did you enjoy our club's monthly magazine?

Our club is a great community to expand your photo skills and make new friendships with other photographers.

Come join us!



<http://www.cobbphotosociety.com/membership>

50+ YEARS

1974 - 2025

CPS editors: Pat Fahey and Margaret Waage