Cobb Photographic Society



November 2026



Competition Theme: *Shot With a Smartphone*
(Cover) Winner- Monochrome
Me and My Shadow
Jeff Westland

(Above) Winner- Color
Habit Forming
Jeff Westland



Winner- Novice
Lights and Patterns
Joy Rogers

4 Upcoming Activities and Events
8 Notes From Around Our Club
20 Articles, iOS/iPhone Tips, and Featured Website

This Month's Activities and Events

November 2026

Exhibit

Thu, 29 Oct-12 Dec. Fall 2026 CPS Exhibit. Missed our opening night? Feel free to stop by our Fall Exhibit at Sewell Mill Cultural Center/Library. While you're there, at the Cultural Center's main desk, vote for our *People's Choice award (your most popular photo)*. The exhibit address is 2051 Lower Roswell Rd, Marietta, GA.

Photo Challenge



All Month. Theme: *Flowers.* **Marc Moskowitz**, our Photo Challenge moderator, set up a club FB album for you to post your month's photos here. *This is a fun event for all*. Photos by **Dee Dee Bonesteel, Rick Olson, Patrick Olmsted, and Margaret Waage. All are welcome** to submit photographs.

Competition

Mon, 2 Nov, 7 PM. Theme: *Bokeh/Pleasant Blur.* Come and join us at the Sewell Mill Library/Cultural Center for this evening's Digital Prints competition. For this competition, there will be Zoom access, we always encourage you to stop by to hear the competition photos critique by our visiting judge. After the meeting, we'll head out for optional social time. **Members only.**

Note: (Oct 2026) Due to inappropriate access to our previously open Digital competitions, our Zoom host, Hylos, will email the evening's Zoom access URL to club members.

Field Trip

Sat, 7 Nov, 8 AM at TVRM. Train Chase**.** Come join **Ronda Clark** and **Mike Sussman** us as we once again chase the **TVRM** (Tennessee Valley Railroad Museum) steam train. We'll be chasing and photographing the train as it leaves Chattanooga on its way to Summerville, GA and back to Chattanooga.

We will meet at the Tennessee Valley Railroad Museum in Chattanooga at 8:00 am and leave around 8:30-8:45 to chase and photograph the train. We'll try to hit some new spots as well as some old favorites, and I'll have a printed itinerary with GPS coordinates and addresses available the morning of the trip. (Shortly before the event, I'll also email the itinerary to those who've signed up for the trip). More information/RSVP here. **Members only.**

Field Trip

Fri-Sat, 13-14 Nov. Fall Colors, Swamp Style! How about a completely different take on an annual field trip? No waterfalls, no maples, sourwoods, poplars or sweetgums - still, we are talking about rich oranges, yellows, reds and greens - but these colors adorn deciduous trees that reflect their needled beauty on the waters of Watson Pond in southeastern GA that will show magnificent colors well after most other trees have peaked. More information/RSVP here. **Members only.**

Continuing Education Evening

Mon, 16 Nov, 7 PM. CPS Club Elections/Presentation Evening. Join our host, **Hylos Barrett**, for this evening's Zoom-only educational presentation. Members only.

Note: (Oct 2026) Due to inappropriate access to our previously open Digital competitions, our Zoom host, Hylos, will email the evening's Zoom access URL to club members.

Competition

Mon, 16 Nov, 3 PM. Second Chance Competition. Winning 2026 photos (2nd, 3rd, and Honorable Mention) compete for a wild card 1st place in each of the three divisions (Novice, Standard: Color, and Standard: Monochrome).

Field Trip

Sat, 21 Nov, 9:30, (Depart Sewell Mill at 9 AM). Exploring the Atlanta Beltline. Join **Rick Olson** as we explore the Atlanta Beltline. There will be lots of opportunities to photograph other walkers, bikers, and folks riding other things. You'll see and hear street musicians! Historic sites, interesting people, brightly colored walls of graffiti and other public art, and more. There is a skate park - about 1.2 miles from where we'll park; opportunities there to photograph some amazing young athletes. (This is a "real deal" skate park, with multiple bowls and obstacles designed to let the kids show their stuff!). More information/RSVP here.

Upcoming Activities and Events

Social

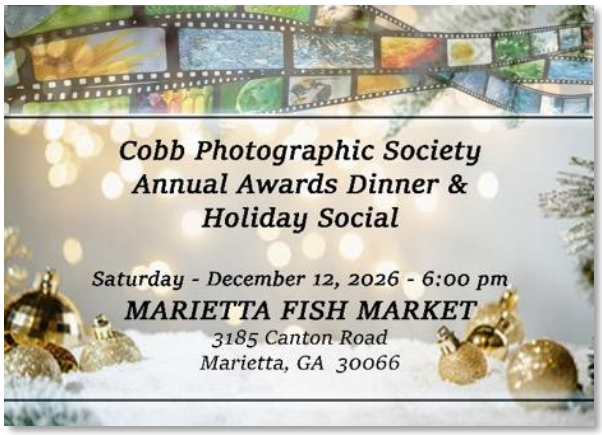

Sat, 12 Dec, 6 PM. Annual Awards Dinner and Presentation. Join us to celebrate our year's activities, award recognitions, a good meal, and a presentation at Marietta Fish Market at 3185 Canton Road, Marietta, GA, 30066. RSVP/Sign up here.

Exhibit

Mon-Tue, 14-15 Dec, 10 AM-7 PM. Pick up exhibition prints. Thanks to all who exhibited photos. Pickup location is Sewell Mill Library/Cultural Center, 2051 Lower Roswell Road, Marietta, GA 30068.

Competition

Mon, 28 Dec, 3 PM. Competition. Deadline for Digital Images: *General*. Using the updated CPS entry form here, email the entry form and photos to cpsdigital2023@gmail.com. FYI, digital photos are required for both Digital Only and Prints Only competitions by the above deadline. **Members only.**

Notes From Around Our Club

They Say It's Your…

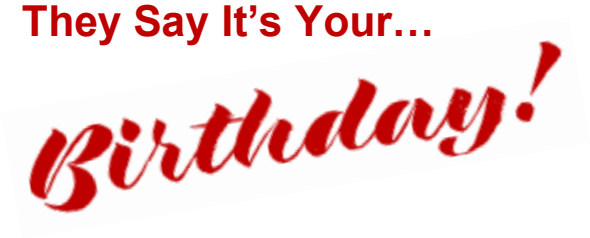

- 7 Nov- **Natalie Birnbaum**
- 10 Nov- **David Brown**
- 18 Nov- **Phyllis Westland**
- 21 Nov- **James Bartlett**
- 28 Nov- **Judy Ghormley**

2026 Competition Standings- Overall and Division.

Every January, we clear the totals and begin fresh for new year. The 2026 end of year winners will be determined by a running point total, January through November, for each of our three divisions.

Overall:	**Melissa Moody**
Novice Division:	**Joyce Harrison**
Standard Division: Monochrome:	**Jeff Westland**
Standard Division: Color	**Melissa Moody**

Fall 2026 Member Exhibit at Sewell Mill Library.

Our annual fall exhibit will be held at the Sewell Mill Cultural Center from October 29th through December 12th. This is a member showcase exhibit where there is no specific theme, just highlighting our best work. We want to highlight your best work, so please consider participating. Our exhibit is open to all current CPS members, from novice to expert.

Note: Even though the deadline's passed, feel free to contact Mark to see if open slots remain at mchan18078@aol.com.

Restricted Access to CPS Competition & Continuing Education Evenings.

(Oct 2026) Due to inappropriate access to our previously open Digital competitions, our Zoom host, Hylos, will email the evening's Zoom access URL to club members before our competition and continuing education.

This is a work in progress and the Zoom logon process may change.

M2R Fence Gallery with Marc Moskowitz.

Ümit Yüksel and **Margaret Waage** made a point of requesting Marc's participation in the *Mountain to River* (M2R) Fence Gallery would make it to the club magazine… so here are examples of Marc's work.

M2R Fence Gallery is a county program where artists exhibit their weather-sealed work literally on fences around Cobb County- beginning in July 2026 in Marietta, through Ackworth, Austell, Kennesaw, Powder Springs, Town Center, and in April 2027, ending in Smyrna. The quality of the work is very good and Marc encourages all to participate.

View the M2R Main Gallery here and more M2R program information here.

M2R Fence Photos by **Risa Moskowitz**









CPS Fall Exhibit Reception (1 of 2).

Mark Chandler, Exhibit Chair, coordinated another successful club photo exhibit at Sewell Mill Library.

With interested club members gathered to chat and enjoy the club's talent on display, the photos did not disappoint. See all the photos here.



CPS Fall Exhibit Reception (2 of 2).







Photos by
Mark Chandler











Monthly CPS Continuing Education Presentations.



Over the last months, we've experienced problems posting to our CPS YouTube site. These missing videos are listed below and older videos that are still posted on our YouTube site here:

- Nov 2026, Mike Moats, Macro Photography is here.
- Oct 2026, pending posting.
- FYI: Sep 2026, (No video) Judy Pishnery's, Lightroom Presentation.
- Aug 2026, Tom Wilson's, *A River Runs Through It* is here.
- Jul 2026, Robin Davis', *Creating Your Photographic Series* is here.
- Jun 2026, Marvin Price's *Travel With an iPhone (Smartphone)* is here.
- May 2026, Larry Winslett's *Capturing Dynamic Wildlife Photos* is here.
- Apr 2026, John Mariana's *The Fine Print Art* is here.
- Mar 2026, Robin Davis' *Creating Your Photographic Series* is here.
- FYI: Feb 2026 presenter unable to attend.
- Jan 2026, Mike Moats' *Creative Ways to Photograph Flowers* is here.
- FYI: Dec 2025. No presentation during December; family time.
- Nov 2025, Glen Varnhagen's *Planning Your Trip* is here.
- Oct 2025, Mike Birnbaum's *Photographing Nature's Food Chain* is here.
- FYI: Sep 2025 presenter unable to attend. Time was spent between members sharing photos and a lot of informative, "Behind the Scenes" details.
- Aug 2025, David Johnston's *The Magic of Waterfall Photography* is here.
- Jul 2025, Mike Robertson's *Off Camera Lighting* is here.
- Jun 2025, Tom Wilson's *Favorite Places to Photograph Just Outside GA*, video is here.

Standard- Color Competition Winners



Second Place
The Ancients
Umit Yuksel



Third Place
The Long Way Home
Patrick Olmsted



Honorable Mention
Bee Dance
Melissa Moody



Honorable Mention
Early Morning Ride
Jimmy Gatt

Standard- Monochrome Competition Winners

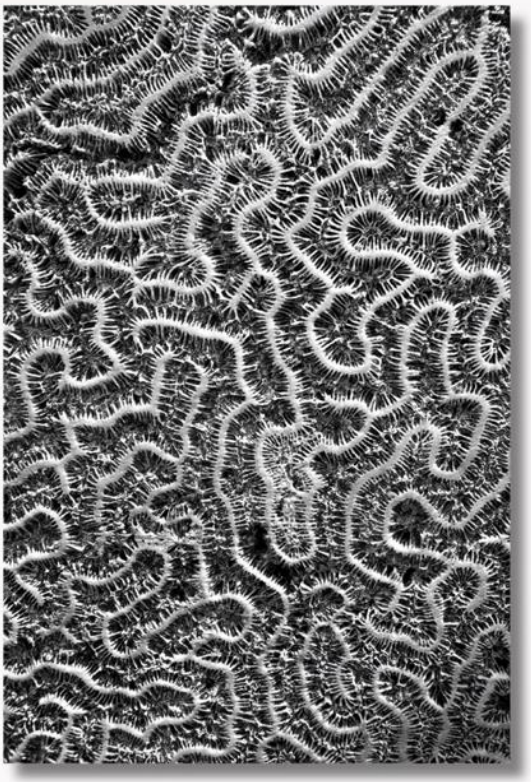

Second Place
The Maze
Patrick Olmsted



Third Place
The Last Storefront
Patrick Olmsted



Honorable Mention
Buried by Vesuvius
Marc Moskowitz



Honorable Mention
Growing in the Wind
Marc Moskowitz

Novice Competition Winners

Second Place
Meeting of the Wines
Joyce Harrison





Third Place
Evening Light
Joy Rogers



Honorable Mention
A Mother's Guard
Joyce Harrison



Honorable Mention
Stare Down
Maryann Crow

CPS 2027 Monthly *Photo Challenge* Themes Schedule.

This is a ***FUN month-long challenge*** for all to participate and post their photos to a specific monthly club FB album during the months of January through November.

Marc Moskowitz, Photo Challenge Chair, will open every month's theme about a week early for posting to a FB album. As an example: on 25 July, Marc provides all club members with a link to the August Photo Challenge album, *America the Beautiful,* for uploading from 25 July through the end of August.

No prizes and no awards; just your personal participation in a fun, helpful environment! If you have questions, contact Marc here.

Monthly Photo Challenge (all month)	Photo Challenge Theme
2027	
January	Sunrise / Sunset
February	Waterfalls
March	Birds, Bees, and Crawly Things
April	Architecture
May	Rain and Fog
June	Landscapes
July	Reflections
August	Close Up / Macro
September	After the Sun Goes Down
October	The Colors of Fall
November	My Favorite Pics I Took This Year
December	(no Photo Challenge; enjoy the holidays)

CPS 2027 Monthly *Competition* Themes Schedule.

Monday Deadline for Digital Submission	Monday Competition Evening	Competition Theme
2027		
December 28	Jan 4*	General *
January 25	February 1	Food
February 22	March 1	Portrait Prints-only
March 29	April 5	Door(s)
April 26	May 3	Smoke / Fog / Mist
May 31	June 7	Glass / Colored Glass Prints-only
July 5	July 12**	Texture Note: Jul 12 meeting via Zoom only.
July 26	August 2	Curves
September 6	September 13**	America the Beautiful Prints-only
September 27	October 4	Transportation
October 25	November 1	Street Life / Cityscapes
November 15	(closed) ***	Winning 2026 photos compete for a wild card 1st place in each of the three divisions. ***
None	Christmas Party	End of Year Awards Ceremony

Unsure of what a theme means/looks like? Our Competition Chair, Laura Prescott, developed a reference document with definitions/pictures for every 2027 month here.

* January's Competition is wide open! No limit on the theme (family-friendly) or the date when the photograph was taken. Wide open competition for your best photos!

**July and September Competition evenings are always pushed back a week due to the 4th of July and Labor Day holidays.

*** Only club members who placed 2nd place through Honorable Mention during the year can compete for a wild-card first place in the *Best of the Year* competition in our Novice, Standard: Color, and Standard: Monochrome divisions. Winners will be announced at our December Christmas party.

Prints-only - Three themes a year are set aside for Prints-only monthly competitions. There is no Zoom session during the three Prints-only competitions; we encourage you to come to Sewell Mill Library/Cultural Center's *Black Box Theater* and personally view our members' print craftsmanship.

Note: No AI in any submitted digital or printed photo; it must be *all your work*.

Photo Challenge: Parts and Pieces

Another fun month of photos submitted by members and anyone else with a photo that met last month's challenge theme. View the photos here:



2026 North Georgia Camera Club Council (NG3C)

The annual NG3C competition day concluded with CPS finishing fourth of all other participating camera clubs.

Ralph Burr, NG3C VP, and fellow CPS volunteers **Karen Kaderlik, Melissa Moody, Mark Chandler, Ümit Yüksel**, and others made the photographically challenging but rewarding day memorable for all.

View all the winners from all the clubs here.



Articles, iOS & iPhone Tips, & Featured Website

Did you know?



Adobe Photoshop 1.0 was launched on February 19, 1990, on a single floppy disk.

BTW, we're on version 28.0.1.

Using Lightroom Classic Shortcuts.



Mark Denney, Lightroom Instructor, has a list of shortcuts he uses when editing his photos. He provides a shortcut list and walks through the editing process using the shortcuts; I'm sure you'll see one or two shortcuts you've used before but since forgotten.

Mark's downloadable *Shortcuts* is here.

Abode has the exhaustive *LrC Shortcuts* list here.

View the 11:56 video here.

Some shortcuts from the video and others that I recommend (re)acquainting your muscle memory with are:

- **O** Toggle mask overlay
- **Z** Toggle zoom (or click anywhere in the photo)
- **K** Mask with brush tool active
- **M** Mask with linear gradient tool active
- **R** Crop Tool
- **Y** Simultaneous display of both **Before** and **After** views (it makes you appreciate what editing can do to make your photo "sing").

Travel Tips (When in an unexpected area/city).

Preplan, Considering All Events. When you're traveling "footloose and fancy-free", look beyond the festivals/fun events and determine if there are conventions/large events happening at the same time. We booked a great hotel in Frankfurt, Germany during the German Unity Day festival weekend and while in Frankfurt, we wanted to extend our stay and see more of Frankfurt. To our chagrin, a major book industry convention started the next day for the entire week. Our hotel rate would've tripled if we had stayed longer during the convention week.

Book Early. It's nice to travel on your own schedule and be able to change dates and locations. A tip to pass on is that the closer you book to your desired date the more expensive the booking may increase. We could see Airbnb, Deutsche Bahn (German trains), and other hotel booking services literally increase in price while online and researching booking options. Conversations with Europeans confirmed that prices do increase as you get closer to your booking date.

What to Sightsee During an Unplanned Stop? Spoiler: Use all five options!

Option 1: Use tried and true apps like **Trip Advisor**, keying on *Must See* sites. Also consider the city's Visitor Center resources, including sightseeing itineraries.

Option 2: Using **Claude AI** (free version) or another AI app. I typed the city and dates we'd be there and asked for an itinerary for each of the sightseeing opportunities.

The extra touches, added to the same thread request above:

- "In pdf format, create a walking map to scale detailing all the sites/museums with a brief synopsis at every site with hours of operation". While not elegant, it quickly shows which sites may be best visited by car or public transportation.
- "and email the pdf to [your email address]". Play around with your requests; you'll be surprised with the scope of help that AI can provide.

Option 3: Access YouTube. Hey, why not?

Option 4: Ask the locals. We were pleasantly surprised that small conversations with locals yielded photographic and culinary surprises! In Europe, many speak English.

Option 5: Check out our CPS *Continuing Education* video by **Glen Varnhagen**. The excellent 1:11 hour video, *Planning Your* [Photography] *Trip* is here.

Bonus tip. Consider using your smartphone's translate app. Not only can you type your question for translation but most apps will also translate a photo with text (a menu) and listen to a spoken foreign language and translate in real time. Very handy!

iOS and iPhone Tips.

Using the iPhone's Shortcuts App to Create Jpegs (.jpg) from Raw Photos.

The following is a long but not difficult job aid for those who want to explore how to create an iPhone shortcut or want to easily repeat the process to convert raw photos into jpg/jpeg copies (the original raw files are untouched) on your iPhone.

Why? The iPhone's texting app will text a raw photo as a jpg but your email app may not convert a raw photo to jpg for an email attachment. Note that the iPhone shortcut you create here will also reduce the resolution/size of the raw photo during the raw > jpg conversion (how to adjust the reduction/compression amount is covered at the very end of this article.

If you're OK with that text/email automatic conversion of your email app or iPhone text app, please treat the original full resolution photo with loving care in your iPhone's *Photo* app or import the photos to LrC with full resolution. There's no need to read any further other than to learn how to explore how to create an iPhone shortcut.

I almost always shoot in raw (.dng) format with my iPhone rather than jpg format. Raw files (.dng file format on the iPhone) typically have a better dynamic range, color depth, and (almost) no camera settings are "baked in" to the raw formatted photo.

The issue is when you want to quickly attach copies of raw photos via email to friends and family. My experience is that Gmail won't upload and convert the raw file to jpeg file format; Gmail will inform you that the raw photo isn't attached to the photo or that the photo is saved to a Google drive folder. To fix this so I can quickly create jpg copies of my raw photos, at the end of our recent trip, I searched to see if there were any iPhone apps/processes I could use to quickly convert the raw format to jpeg format on the iPhone without having to break out my laptop (or use the iPhone's small screen) to import to and export from Lightroom, Photoshop, or another photo editing app.

In this job aid, Apple's *Shortcuts* app (series of actions) automates:

- From the iPhone, opens the *Photos* app (you select multiple [or single] photos).
- Creates copies of the selected raw photos and converts the copies to a jpeg format (the amount of compression can be adjusted when building the shortcut).
- Stores the jpeg photos in your *Photos* app's **Library**.
- Stores the jpeg photos (virtual copies) in your *Photos* app **Collection's** selected album.

Notes about deleting photos or videos in the Photos app's *Library* or *Collections*:

- The newly created jpeg photos are physically located in your *Photos* app's **Library**, alongside your original raw photos.
- Any photos or videos you select for deletion from your **Library** are removed and in your *Trash* for 30 days.
- Any photos or videos you select for deletion from your **Collections** *Albums* are given an option to either:
    - Remove the photos only from the *Photos* app's **Collections** album.
    - Remove the photos from the Photo app's **Collections** album and delete the photos from your *Photos* app's **Library**.

One time Setup: Create a Collection Album (must complete before building the iPhone shortcut).

1. Open the *Photos* app and at the bottom center, tap **Collections**.
2. Scroll and locate the iPhone-created **Collections** header: **Albums >**.
3. Tap the header, **Albums** and press the **+** icon.
4. From the popout window, press **New Album**.
5. From the *Album Name* text field, type **raw2jpeg** and press the **checkmark** icon (top right screen) to confirm your album name. I recommend the album name, **raw2jpeg** where you will store virtual copies of your jpeg photos when using this shortcut. Over time, you'll later delete these virtual copies.
   Note: It's easier to find your newly created jpegs in this *raw2jpeg* album rather than navigating through all your photos in your *Photos* app's **Library**. As a cautionary note, in the *Library*, the shortcut's just-created jpeg is right next to the raw photo; it's hard to tell which of the two photos is the jpeg photo.
6. To return to the *Library*, from the screen's center bottom, press the *Library* icon to return to your Photos **Library**.

   Note: Later, you can easily remove any or all the photos from any *Collections* album. At the top of the album screen, press **Select**, select the photos, click the **trash can** icon, and when prompted to delete the selected photo(s), select either:
   - **Remove from Album** (photos deleted in the *Album* and photos kept in *Photos* **Library**)

     or

   - **Delete** (photos deleted in the *Album* and photos deleted in *Photos* **Library***)*.

One Time Setup: Create Your iPhone *Shortcut* to Create Jpegs from Raw Photos.

1. [First photo below] From the iPhone Home screens, open the **Shortcuts** app on your iPhone.

   Note: If you don't see the *Shortcuts* app icon, from any *Home* screen, press and hold while dragging down towards the bottom. The *Search* text input will appear at the top of the screen. Type **Shortcuts**. Press the **Shortcuts** icon.

2. [Second photo below] From the *All Shortcuts* menu, tap the **+** icon at the bottom.

   Note: If the Library screen opens, tap **All Shortcuts >**.

3. [Third photo below] From the *New Shortcut* screen, "What do you want your shortcut to do", in the *text input field*, type the **bold words** and **commas** in one text string (example: **Select photos, convert photos to jpeg, save the converted photos to an album named raw2jpeg, open the Photos app**).

4. [Third photo below] Press the **Up Arrow** at the right of the text input field,

5. [Fourth photo below] Your created shortcut is complete! Note: The background color may not be the same color,

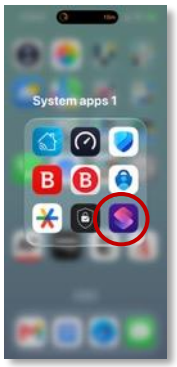

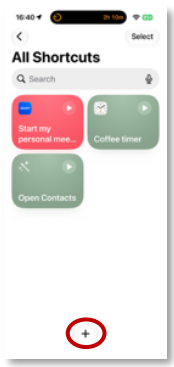

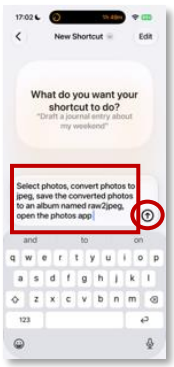

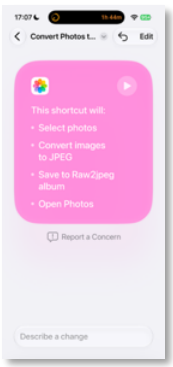

Note:



Step 1

Note:



Step 2

Steps 3 & 4

Step 5

Using Your iPhone *Shortcut* to Create Jpegs from Raw Photos.

1. Tap the **Shortcuts** app or **search** to locate the **Shortcuts** app.
2. Tap the just-created **shortcut tile**. Note: Your shortcut's color may be different.
3. Tap the **Play** icon (►).
4. From the *Photos* screen, tap to select the raw photos to convert and when done, tap the blue-circled **checkmark** at the screen's top right corner.

   Note: You can also convert large jpgs, reducing their original size.

5. If the *Photo* app's Library is still visible, from the bottom of the screen, tap the **Collections** icon. Note: There may be a red circle next to the *Collections* icon.
6. If the album, *raw2jpeg* folder is not visible, select **Albums** > **raw2jpeg**.
7. Tap to open the *raw2jpeg* folder, tap **Select**, and tap each photo to share.
8. From the bottom left corner (box with up arrow), click the **Share** icon to share your photos.
9. Select your desired app (email, text, AirDrop, online folder [Dropbox, Google]) to send your selected jpg photos.

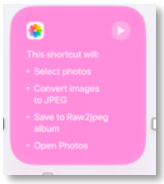

Step 2

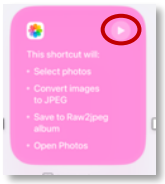

Step 3

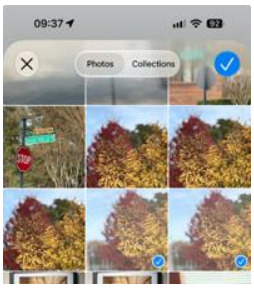

Step 4



Steps 6

Whew! Done. If you'd like to further adjust the percentage of jpeg compression or you can't seem to select more than one photo, the following is for you:

Open the newly created shortcut and from the top right, click **Edit**.

- Select multiple photos. From Step 1, *Select Photos*, tap the **right arrow**. From the dropdown, *Include*, slide the *Select Multiple* slider right to **On** (green background). You will now be able to select multiple photos,
- Adjust percentage of compression. From Step 2, *Convert Photos to JPEG*, tap the **right arrow**. From the dropdown, *Quality* slider, adjust the slider to your desired amount of compression. FYI, the default position is about 2/3 across the slider bar. Right= more compression.

Featured Website: 2026 Epson International Panoramic Awards

Sweeping vistas, scenes beyond our normal 4:3 or even 16:9 formats. The extra distance helps us appreciate the scope of the story being told. There's no inner voice saying, "Where is the center of focus?" In these photos, everything matters.

Over the last five years of monthly reviews for this magazine's featured websites, this website is one of my favorite websites.

There's so much to see; every year, there are photo perspectives I've never seen before. View the *2026 Winners Gallery* here.

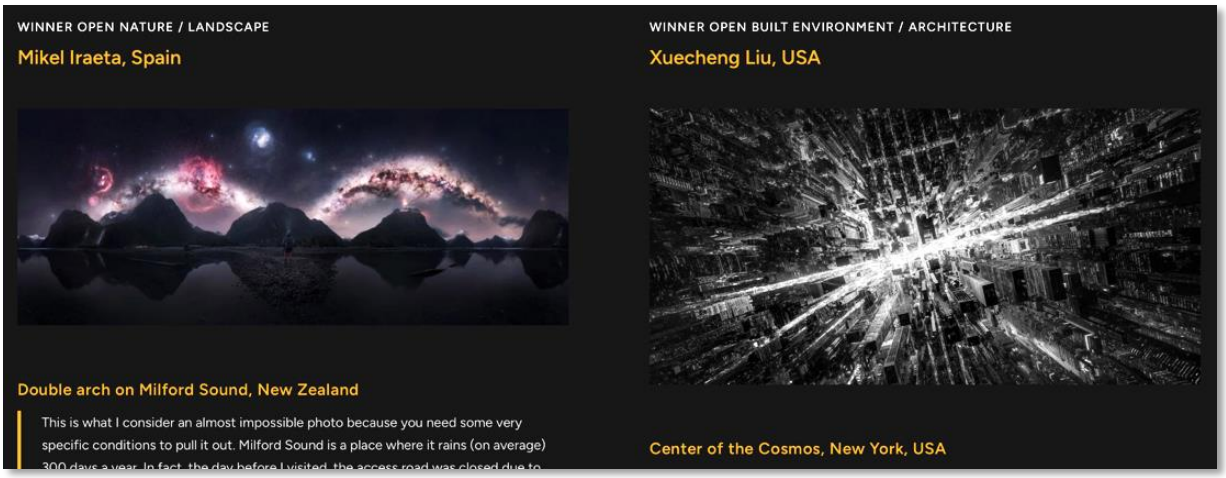

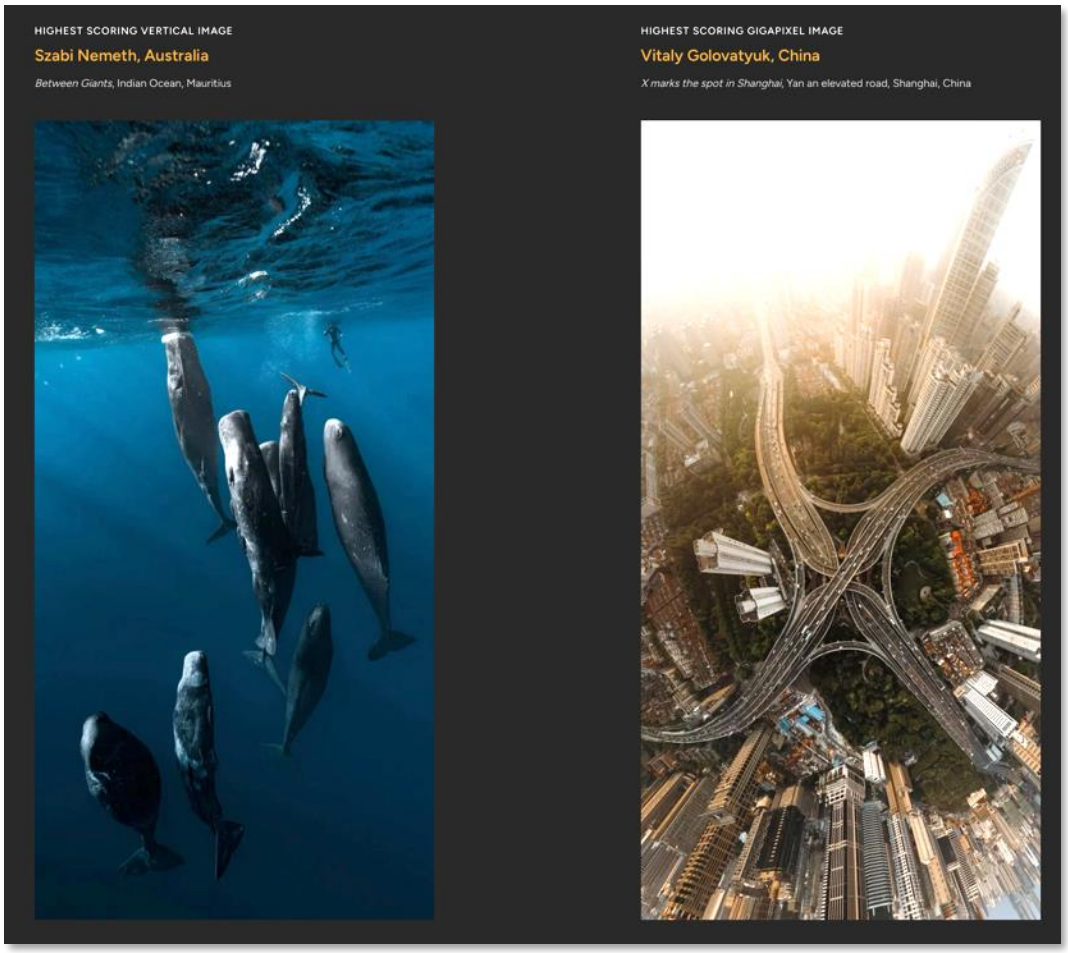

Did you enjoy our club's monthly magazine?

Our club is a great community to expand your photo skills and make new friendships with other photographers.

Come join us!

COBB Photographic SOCIETY

http://www.cobbphotosociety.com/membership

50+ YEARS

1974 -

CPS editors: Pat Fahey and Margaret Waage